



PETROLEUM PRODUCTS PRICING REGULATORY AGENCY



PETROLEUM PRODUCTS STOCK DATA

16TH OCTOBER 2019



PETROLEUM PRODUCTS PRICING REGULATORY AGENCY

PETROLEUM PRODUCTS DAYS SUFFICIENCY AS AT					16-Oct-19		
	PMS	HHK	AGO	ATK	LPFO	BITUMEN	BASE OIL
Land Based (Stock) Ltrs	791,013,010	9,185,699	422,140,164	52,035,090	10,856,497	39,253,385	72,308,999
Marine (Stock) Ltrs	1,448,134,803	-	142,998,506	61,935,619	-	3,497,347	13,933,170
Total (Stock) Ltrs	2,239,147,813	9,185,699	565,138,670	113,970,709	10,856,497	42,750,732	86,242,169
Land Based (Days)	14.18	7.12	30.37	20.25	38.77	145.38	195.43
Marine (Days)	25.95	0.00	10.29	24.10	0.00	12.95	37.66
Total (Days)	40.13	7.12	40.66	44.35	38.77	158.34	233.09
<p><i>* NOTE: National Average Daily Evacuation/Truck-out figures are as follows:</i></p>							
<p><i>PMS: 55.8Mltrs/day; AGO: 13.9Mltrs/day, DPK/HHK: 1.29Mltrs/day, ATK: 2.57Mltrs/day, LPFO: 0.28Mltrs/day, Base Oil: 0.37Mltrs/day, Bitumen: 0.27Mltrs/day (Projection for Q4, 2019)</i></p>							



PETROLEUM PRODUCTS PRICING REGULATORY AGENCY

NATIONAL INLAND PMS STOCK FOR NNPC DOWNSTREAM MEETING:						15-Oct-2019
PRODUCT	OPENING STOCK	PRODUCT RECEIPT	EVACUATION	DEAD STOCK	CLOSING STOCK (Operational value)	
PMS	1,006,866,459	53,141,410	78,442,740	166,798,281	791,013,010	CONFIRMED STOCK
1	PPMC	MT ELANDRA BALTIC	FOLAWIYO	DISCHARGED	7,958,288	UNCONFIRMED STOCK
2	PPMC	MT HORIZON ATHENA	BOP	DISCHARGING	10,555,063	UNCONFIRMED STOCK
3	PPMC	MT HIGH SD YIHE	NOJ	DISCHARGING	13,567,782	UNCONFIRMED STOCK
4	PPMC	MT ZONDA EX MT FRONT	FIRST DEEPWATER	DISCHARGING	19,250,270	UNCONFIRMED STOCK
5	PPMC	MT SEA PEARL	RAIN OIL	DISCHARGING	5,574,848	UNCONFIRMED STOCK
6	NNPC/PPMC	MT MAESTRO	TAURUS, KOKO	DISCHARGING	6,441,644	UNCONFIRMED STOCK
7	LIQUID BULK	MT ORCHARD EX BW COLUMBIA	LIQUID BULK, PH	DISCHARGING	13,602,318	UNCONFIRMED STOCK
8	FYNEFIELD	MT MATRIX TRIUMPH EX BW COLUMBIA	DOZZY, CALABAR	DISCHARGING	19,380,550	UNCONFIRMED STOCK
9	NORTHWEST	MT ST AMRAH EX MT HIGH SD YIHE	NORTHWEST, CALABAR	DISCHARGING	13,216,594	UNCONFIRMED STOCK
					109,547,358	
GRAND TOTAL (LAND BASED)	1,006,866,459	53,141,410	78,442,740	166,798,281	900,560,368	



PETROLEUM PRODUCTS PRICING REGULATORY AGENCY

NATIONAL INLAND PRODUCTS STOCK:						15-Oct-2019		
PRODUCT	OPENING STOCK	PRODUCT RECEIPT	EVACUATION	DEAD STOCK	CLOSING STOCK (Operational value)	NATIONAL AVERAGE DAILY CONSUMPTION	DAYS SUFFICIENCY	PREVIOUS DAYS SUFFICIENCY
PMS	1,006,866,459	53,141,410	78,442,740	166,798,281	791,013,010	55,800,000	14.18	14.75
AGO	508,531,681	5,848,211	11,247,797	39,671,099	422,140,164	13,900,000	30.37	31.01
HHK	17,774,315	0	198,000	9,998,745	9,185,699	1,290,000	7.12	7.27
ATK	60,361,727	0	5,145,439	3,184,430	52,035,090	2,570,000	20.25	22.33
LPFO	14,733,923	0	207,000	4,222,104	10,856,497	280,000	38.77	39.51
BITUMEN	39,625,599	0	379,269	0	39,253,385	270,000	145.38	147.05
BASE OIL	73,257,395	0	829,762	120,000	72,308,999	370,000	195.43	197.67
NATIONAL INLAND PMS STOCK LEVEL - NNPC & OTHER MARKETERS						15-Oct-2019		
AREA	COMPANY	OPENING STOCK	PRODUCT RECEIPT (LTRS)	EVACUATION (LTRS)	DEAD STOCK (LTRS)	CLOSING STOCK (LTRS)	CONTRIBUTION (%)	DAYS SUFFICIENCY
LAGOS AREA	NNPC	581,654,755	27,088,387	38,829,146	131,743,816	418,009,836	100.00	7.35
	MOMAN	0	0	0	0	0	0.00	0.00
	DAPPMA	0	0	0	0	0	0.00	0.00
		581,654,755	27,088,387	38,829,146	131,743,816	418,009,836	100	7.35
PORT-HARCOURT AREA	NNPC	112,982,340	2,251,000	7,418,000	11,720,453	93,801,590	100.00	1.65
	MOMAN						0.00	0.00
	DAPPMA						0.00	0.00
		112,982,340	2,251,000	7,418,000	11,720,453	93,801,590	100	1.65
CALABAR AREA	NNPC	68,771,475	0	9,070,470	3,936,000	55,720,790	99.48	0.98
	MOMAN						0.00	0.00
	DAPPMA	273,754	0	0		290,534	0.52	0.01
		69,045,229	0	9,070,470	3,936,000	56,011,324	100	0.98
WARRI AREA	NNPC	178,263,004	23,802,023	23,095,124	5,694,512	171,546,389	100.00	3.02
	MOMAN						0.00	0.00
	DAPPMA						0.00	0.00
		178,263,004	23,802,023	23,095,124	5,694,512	171,546,389	100	3.02
*KADUNA AREA (ONLY BRIDGE PRODUCT)	NNPC	64,921,131	0	30,000	13,703,500	51,643,871	100.00	0.91
	MOMAN						0.00	0.00
	DAPPMA						0.00	0.00
		64,921,131	0	30,000	13,703,500	51,643,871	100	0.91
TOTAL FOR ALL AREAS	NNPC	1,006,592,705	53,141,410	78,442,740	166,798,281	790,722,476	99.96	13.90
	MOMAN	0	0	0	0	0	0.00	0.00
	DAPPMA	273,754	0	0	0	290,534	0.04	0.01
GRAND TOTAL (LAND BASED)	1,006,866,459	53,141,410	78,442,740	166,798,281	791,013,010	100	14.18	



PETROLEUM PRODUCTS PRICING REGULATORY AGENCY

PMS				
			DATE:	16-Oct-19
	PREVIOUS DAY SUFFICIENCY	STOCK (LTRS)	% LEVEL	DAY SUFFICIENCY
LAND + JETTY STOCK				
NNPC	18.66	991,493,410.00	100%	17.77
MAJOR MARKETERS	0.00	-	0%	0.00
DAPPMA	0.00	290,534.00	0%	0.01
	18.66	991,783,944	100%	17.77
MARINE OFFSHORE STOCK	0.00			0.00
NNPC	20.27	1,247,363,869	100%	22.35
MAJOR MARKETERS	0.00	-	0%	0.00
DAPPMA	0.00	-	0%	0.00
	20.27	1,247,363,869	100%	22.35
	0.00			0.00
TOTAL STOCK	0.00			0.00
NNPC	38.93	2,238,857,279	100%	40.12
MAJOR MARKETERS	0.00	-	0%	0.00
DAPPMA	0.00	290,534	0%	0.01
	38.94	2,239,147,813	100%	40.13



PETROLEUM PRODUCTS PRICING REGULATORY AGENCY

NATIONAL MARINE PRODUCTS STOCK LEVEL (NNPC, MAJORS AND INDEPENDENT MARKETERS)							16-Oct-19		
PRODUCT	QUANTITY OFFSHORE			QUANTITY AT BERTH			TOTAL QUANTITY (OFFSHORE & AT BERTH)		
	MT	LITRES	DAYS SUFFICIENCY	MT	LITRES	DAYS SUFFICIENCY	MT	LITRES	DAYS SUFFICIENCY
PMS	930,174.40	1,247,363,869	22.35	149,717	200,770,934	3.6	1,079,891.7	1,448,134,803	25.95
AGO	107,814.31	125,495,857	9.03	15,037	17,502,649	1.3	122,851.0	142,998,506	10.29
HHK	-	-	-	-	-	-	-	-	-
ATK	30,550.81	37,638,595	14.65	19,721.61	24,297,024	9.5	50,272.4	61,935,619	24.10
LPFO	-	-	0	-	-	-	-	-	-
BITUMEN	-	-	-	3,004.59	3,497,347	13.0	3,004.6	3,497,347	12.95
BASE OIL	-	-	0	11,309.39	13,933,170	37.7	11,309.4	13,933,170	37.66

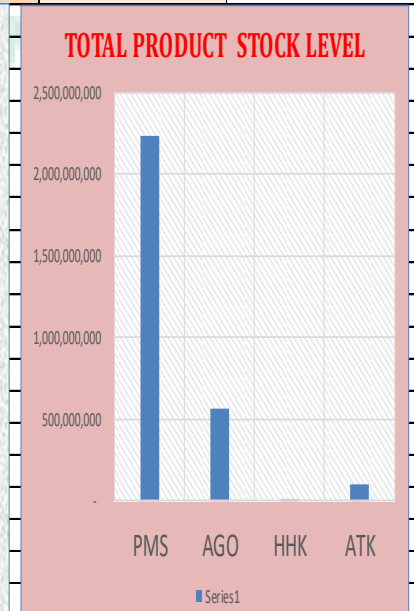
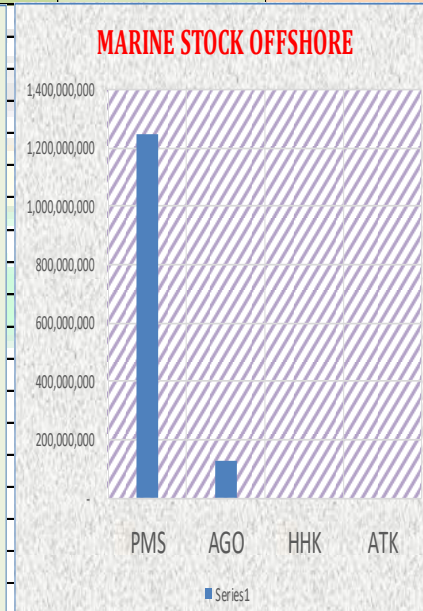
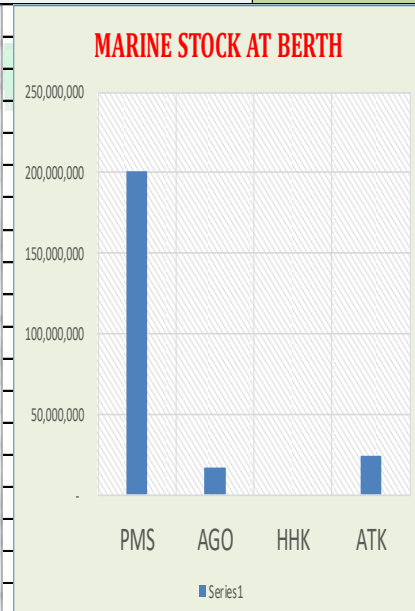
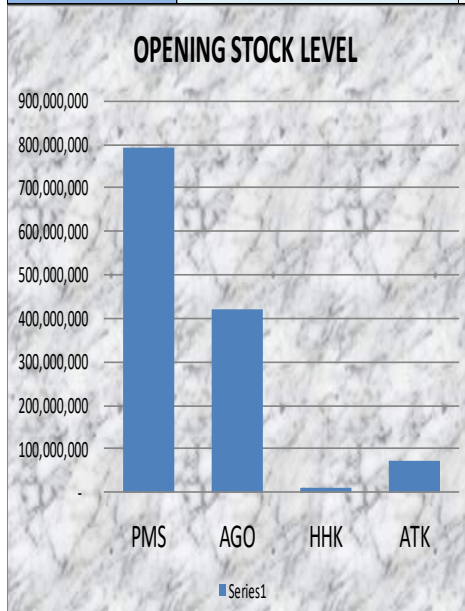
NATIONAL TOTAL PRODUCTS STOCK QUANTITY AND DAYS SUFFICIENCY - LAND+MARINE							15-Oct-2019		
---	--	--	--	--	--	--	-------------	--	--

	Opening Stock [Land Based (Litres)]	Marine (Litres)	Total (Litres)	Marine Products Days Sufficiency						
PMS	791,013,010	1,448,134,803	2,239,147,813							
Days Sufficiency	14.18	25.95	40.13							
HHK	9,185,699	-	9,185,699							
Days Sufficiency	7.12	-	7.12							
AGO	422,140,164	142,998,506	565,138,670							
Days Sufficiency	30.37	10.29	40.66							



PETROLEUM PRODUCTS PRICING REGULATORY AGENCY

NATIONAL PRODUCTS STOCK LEVEL (NNPC, MAJORS AND INDEPENDENT MARKETERS)							16-Oct-19
	OPENING STOCK [LAND BASED]		MARINE STOCK QUANTITY AT BERTH [DISCHARGING]		MARINE STOCK QUANTITY AT OFFSHORE		TOTAL [LAND BASED+MARINE] Litres
	QUANTITY (LTRS)	DAYS SUFFICIENCY	QUANTITY (LTRS)	DAYS SUFFICIENCY	QUANTITY (LTRS)	DAYS SUFFICIENCY	
PMS	791,013,010	14.18	200,770,934	3.60	1,247,363,869	22.35	2,239,147,813
AGO	422,140,164	30.37	17,502,649	1.26	125,495,857	9.03	565,138,670
HHK	9,185,699	7.12	-	-	-	-	9,185,699
ATK	72,308,999	28.14	24,297,024	9.45	-	-	96,606,023





PETROLEUM PRODUCTS PRICING REGULATORY AGENCY

DAILY PRODUCTS VESSEL AT BERTH/ DISCHARGING NATIONWIDE					16-Oct-19
PMS					
S/No.	Marketer	Vessel	Jetty	STATUS	Arrival Quantity (Litre)
1	PPMC	MT ELANDRA BALTIC	FOLAWIYO	DISCHARGED	7,958,288
2	PPMC	MT HORIZON ATHENA	BOP	DISCHARGING	12,157,558
3	PPMC	MT HIGH SD YIHE	NOJ	DISCHARGING	13,567,782
4	PPMC	MT ZONDA EX MT FRONT	FIRST DEEPWATER	DISCHARGING	20,396,825
5	PPMC	MT SEA PEARL	RAIN OIL	DISCHARGING	17,163,770
6	PPMC	MT UACC MIRDIF	SBM	AWAITING PRE ULLAGE FORMALITIES	36,701,078
7	PPMC	MT KINGIS EX MT FRONT COUGAR	A.A. RANO	AWAITING PRE ULLAGE FORMALITIES	26,721,251
8	NNPC/PPMC	MT MAESTRO	TAURUS, KOKO	DISCHARGING	10,239,335
9	LIQUID BULK	MT ORCHARD EX BW COLUMBIA	LIQUID BULK, PH	DISCHARGING	13,602,318
10	FYNEFIELD	MT MATRIX TRIUMPH EX BW COLUMBIA	DOZZY, CALABAR	DISCHARGING	21,771,210
11	NORTHWEST	MT ST AMRAH EX MT HIGH SD YIHE	NORTHWEST, CALABAR	DISCHARGING	20,491,519
NNPC TOTAL					200,770,934
OTHER MARKETERS TOTAL					-
PMS GRAND TOTAL IN LITRE (PPMC & OTHER MARKETERS)					200,770,934
AGO					
1	OCTOGONE INTERNATIONAL	MT MERMAID EX MT CELSIUS PORTO	IBRU	DISCHARGING	17,502,649
AGO TOTAL					17,502,649
ATK					
1	EMADEB	MT WESLEY EX MT MINERVA JULLIE	EMADEB	DISCHARGING	12,632,824
2	11PLC	MT BLUE CRYSTAL	PWA	DISCHARGING	11,664,200
ATK TOTAL					24,297,024
BASE OIL					
1	11PLC	MT BLUE CRYSTAL	PWA	DISCHARGING	11,664,200
2	NR OIL AND MARINE NIG LTD	MT AKIMOS	ABTL	DISCHARGING	2,268,970
BASE OIL TOTAL					13,933,170
BITUMEN					
1	MARON OIL	MT IVER ACTION	TOTAL, KOKO	DISCHARGING	3,497,347
					3,497,347



PETROLEUM PRODUCTS PRICING REGULATORY AGENCY

DAILY PMS VESSEL DISCHARGING ON AREA BASIS					16-Oct-19	
LAGOS AREA						
S/No.	Marketer	Vessel	Jetty	Arrival Quantity (Litres)	STATUS	DAYS SUFFICIENCY
1	PPMC	MT ELANDRA BALTIC	FOLAWIYO	7,958,288	DISCHARGED	0.14
2	PPMC	MT HORIZON ATHENA	BOP	12,157,558	DISCHARGING	0.22
3	PPMC	MT HIGH SD YIHE	NOJ	13,567,782	DISCHARGING	0.24
4	PPMC	MT ZONDA EX MT FRONT	FIRST DEEPWATER	20,396,825	DISCHARGING	0.37
5	PPMC	MT SEA PEARL	RAIN OIL	17,163,770	DISCHARGING	0.31
6	PPMC	MT UACC MIRDIF	SBM	36,701,078	AWAITING PRE ULLAGE FORMALITIES	0.66
7	PPMC	MT KINGIS EX MT FRONT COUGAR	A.A. RANO	26,721,251	AWAITING PRE ULLAGE FORMALITIES	0.48
NNPC TOTAL				134,666,552		2.41
MOMAN TOTAL				-		-
DAPPMA TOTAL				-		-
PH AREA						
1	LIQUID BULK	MT ORCHARD EX BW COLUMBIA	LIQUID BULK, PH	13,602,318	DISCHARGING	0.24
NNPC TOTAL				13,602,318		0.24
MOMAN TOTAL				-		-
DAPPMA TOTAL				-		-
CALABAR AREA						
1	FYNEFIELD	MT MATRIX TRIUMPH EX BW COLUMBIA	DOZZY, CALABAR	21,771,210	DISCHARGING	0.38
2	NORTHWEST	MT ST AMRAH EX MT HIGH SD YIHE	NORTHWEST, CALABAR	20,491,519	DISCHARGING	0.36
NNPC TOTAL				42,262,729		0.74
MOMAN TOTAL				-		-
DAPPMA TOTAL				-		-
WARRI/OGHARA AREA						
1	NNPC/PPMC	MT MAESTRO	TAURUS, KOKO	10,239,335	DISCHARGING	0.18
NNPC TOTAL				10,239,335		0.18
MOMAN TOTAL				-		-
DAPPMA TOTAL				-		-
TOTAL FOR ALL AREAS						
NNPC TOTAL @ JETTY				200,770,934		3.60
MOMAN TOTAL @ JETTY				-		-
DAPPMA TOTAL @ JETTY				-		-
GRAND TOTAL (MARINE - @ JETTIES)				200,770,934		3.60
NNPC MARINE @ OFFSHORE				1,247,363,869		22.35
MOMAN MARINE @ OFFSHORE				-		-
DAPPMA MARINE @ OFFSHORE				-		-



PETROLEUM PRODUCTS PRICING REGULATORY AGENCY

DAILY PMS PRODUCTS VESSEL OFFSHORE NATIONWIDE						16-Oct-19
PMS						
S/No.	Marketer	Supplier	Vessel	Arrival Jetty	STATUS	Arrival Quantity (MT)
1	NNPC	NNPC/TOTSA-TOTAL	MT PACIFIC A DORODCHI	STS	STS	44,689.132
2	NNPC	NNPC/TOTSA-TOTAL	MT ELKA ATHINA	STS	STS	45,086.706
3	NNPC	NNPC/BP OIL-AYM SHAFI	MT KASTELORIZO	STS	STS	15,300.274
4	NNPC	NNPC/BP OIL-AYM SHAFI	MT FRONT COUGAR	STS	STS	9,219.970
5	NNPC	NNPC/HYSON-VITOL	MT OINOUSSIAN STAR	APAPA	APAPA	12,340.763
6	NNPC	NNPC/TOTSA-TOTAL	MT BURRI	STS	STS	89,449.066
7	NNPC	NNPC/LITASCO - MRS	MT MARLIN MYTHIC	APAPA	APAPA	23,069.703
8	NNPC	NNPC/MECURIA ENERGY	MT LILAC VICTORIA	STS	STS	18,939.809
9	NNPC	NNPC/MOCOH HEYDEN	MT NAVE LUMINOSITY	APAPA	APAPA	11,964.346
10	NNPC	NNPC/BP OIL-AYM SHAFI	MT FRONT PANDHER	STS	STS	79,717.103
11	NNPC	NNPC/MOCOH HEYDEN	MT FLAGSHIP IVY	STS	STS	44,274.157
12	NNPC	NNPC/TRAFIGURA	MT BW LEOPARD	SPM	SPM	31,957.124
13	NNPC	NNPC/DUKE OIL	MT BALTIC WIND	ARRIVED	ARRIVED	29,774.470
14	NNPC	NNPC/LITASCO, BRITANIA -U	MT HORIZON ELECTRA	STS/APAPA	STS/APAPA	37,908.925
15	NNPC	NNPC/HYSON-VITOL	MT ANDREA VICTORY	ARRIVED	ARRIVED	38,020.542
16	NNPC	NNPC/TOTSA-TOTAL	MT AMFITRITI	ARRIVED	ARRIVED	89,682.557
17	NNPC	NNPC/TRAFIGURA	MT TORM LOIRE	ARRIVED	ARRIVED	27,180.801
18	NNPC	NNPC COASTAL VESSELS	MT EMANTHA	STS	SEA PASSAGE	8,953.841
19	NNPC	NNPC COASTAL VESSELS	MT ADEBOMI	STS	LAGOS ANCHORAGE	17,401.405
20	NNPC	NNPC COASTAL VESSELS	MT OSTRIA	STS	SEA PASSAGE	18,973.812



PETROLEUM PRODUCTS PRICING REGULATORY AGENCY

DAILY PMS PRODUCTS VESSEL OFFSHORE NATIONWIDE						16-Oct-19
PMS						
S/No.	Marketer	Supplier	Vessel	Arrival Jetty	STATUS	Arrival Quantity (MT)
21	NNPC	NNPC COASTAL VESSELS	MT NOTUS	STS	LAGOS ANCHORAGE	7,951.755
22	NNPC	NNPC COASTAL VESSELS	MT VARDAR	STS	LAGOS ANCHORAGE	12,961.390
23	NNPC	NNPC COASTAL VESSELS	MT COROMEL	STS	LAGOS ANCHORAGE	9,297.788
24	NNPC	NNPC COASTAL VESSELS	MT LESTE	STS	LAGOS ANCHORAGE	24,664.420
25	NNPC	NNPC COASTAL VESSELS	MT OCEAN GLADIATOR	STS	LAGOS ANCHORAGE	14,942.136
26	NNPC	NNPC COASTAL VESSELS	MT LEVANTO	STS	LAGOS ANCHORAGE	9,257.555
27	NNPC	NNPC COASTAL VESSELS	MT BORA	STS	LAGOS ANCHORAGE	20,124.000
28	NNPC	NNPC COASTAL VESSELS	MT CAPT GREGORY	STS	LAGOS ANCHORAGE	14,955.815
29	NNPC	NNPC COASTAL VESSELS	MT STELLAR	STS	LAGOS ANCHORAGE	29,960.771
30	NNPC	NNPC COASTAL VESSELS	MT SAFESEA NEHA III	STS	COMPLETED STS	15,468.154
31	NNPC	NNPC COASTAL VESSELS	MT MATRIX PRIDE	STS	ESCRAVOS	14,929.409
32	NNPC	NNPC COASTAL VESSELS	MT ELIANA	STS	ON SEA PASSAGE	14,924.871
33	NNPC	NNPC COASTAL VESSELS	MT ZEEZEE	STS	COMPLETED STS	16,000.000
34	NNPC	NNPC COASTAL VESSELS	MT SL AREMU	STS	ESCRAVOS	14,937.214
35	NNPC	NNPC COASTAL VESSELS	MT ILHAAM	STS	COMPLETED STS	15,894.615
PPMC TOTAL						930,174.399
OTHER MARKETERS TOTAL						
PMS GRAND TOTAL (PPMC & OTHER MARKETERS)						930,174.40
					1,247,363,869	22.35



PETROLEUM PRODUCTS PRICING REGULATORY AGENCY

DEPOT BY DEPOT [PMS] DAYS SUFFICIENCY								
	MARKETERS	OPENING	RECIPT	EVACUATION	DEAD STOCK	15-Oct-2019		
						OPERATIONAL STOCK VALUE	DAYS SUFFICIENCY	
N N P C L A G O S A R E A	PPMC EJIGBO (*pls see remark)	7,126,017	1,197,943	1,529,930	1,400,000	5,368,009	0.10	
	PPMC IBADAN (*pls see remark)	40,074,913	-	2,697,100	7,597,520	34,256,901	0.61	
	PPMC ILORIN (*pls see remark)	13,599,955	-	469,031	3,070,000	9,892,000	0.18	
	PPMC MOSIMI (*pls see remark)	112,313,964	3,362,216	3,123,050	22,862,714	84,958,464	1.52	
	PPMC ORE	1,880,554	-	-	1,800,000	80,554	0.00	
	A.A. RANO (PFI from PPMC)	14,046,942	3,460,216	2,879,000	840,000	13,796,116	0.25	
	AIPEC (PFI from PPMC)	12,023,495	-	416,000	426,000	11,136,495	0.20	
	AITEO DEPOT (PFI from NNPC)	66,230,974	-	2,661,085	69,552,068	-	5,976,049	-0.11
	BOVAS DEPOT (PFI from PPMC)	2,029,976	-	1,697,000	70,000	265,502	0.00	
	CONOIL DEPOT (PPMC Through Put	1,554,079	5,388,972	1,651,000	701,686	4,590,365	0.08	
	DEE JONES DEPOT (PFI from PPMC)	2,508,925	-	222,000	-	2,286,925	0.04	
	EMADEB DEPOT (PFI from PPMC)	907,883	-	45,000	1,121,145	-	259,309	0.00
	ETERNA DEPOT (PFI from PPMC - As	1,274,110	-	734,000	-	540,144	0.01	
	FATGBEMS DEPOT (PFI from PPMC)	115,807	-	-	-	115,807	0.00	
	FIRST ROYAL (PFI from PPMC)	5,883,199	-	80,000	120,000	5,683,304	0.10	
	FOLAWIYO (PFI from PPMC/NNPC R	62,583,133	-	3,871,000	-	58,717,957	1.05	
	FORTE OIL (PFI from PPMC/Throug	3,046,987	-	2,099,000	700,000	247,987	0.00	
	GULF TREASURES DEPOT (PFI from f	19,807,693	-	390,000	-	19,418,367	0.35	
	HEYDEN (PFI from PPMC)	17,434	-	-	-	17,434	0.00	
	INDEX DEPOT (PFI from PPMC)	241,065	-	-	-	241,065	0.00	
	INTEGRATED OIL & GAS (PFI from P	27,550,927	-	66,000	-	27,481,887	0.49	
	11PLC (FORMERLY MOBIL PLC) (PFI	7,981,715	13,679,040	2,844,225	1,546,691	17,269,839	0.31	
	MENJ OIL DEPOT (PMS is Stallionar	7,185,586	-	446,000	-	6,739,586	0.12	
	MRS OIL & GAS LIMITED (PFI from f	724,627	-	-	-	724,627	0.01	
	MRS OIL NIG PLC (PFI from PPMC)	6,740,393	-	188,992	59,000	6,492,280	0.12	
	NIPCO DEPOT (PFI from PPMC/Thro	17,995,401	-	3,931,324	1,200,000	12,940,848	0.23	
	OANDO/ TOTAL JV (PFI from PPMC	1,549,945	-	-	1,242,992	305,049	0.01	
	OCEAN PRIDE DEPOT	360,107	-	-	-	360,107	0.01	
	OVH ENERGY (OANDO T1) PFI from	5,472,515	-	756,009	-	4,706,106	0.08	
	OBAT DEPOT, LAGOS (PFI from PPM	27,549,932	-	-	-	27,549,932	0.49	
	RAIN OIL	15,473,887	-	1,708,400	-	-	0.00	
	RAHAMANIYYA DEPOT (PFI from PP	12,436	-	-	-	11,386	0.00	
	SAHARA DEPOT (PPMC Through Put	18,011,260	-	-	100,000	17,908,983	0.32	
	STALLIONAIRE DEPOT (PFI from PPM	359,872	-	-	-	359,872	0.01	
STAR ENERGY DEPOT	330,958	-	-	-	330,958	0.01		
SWIFT DEPOT (PFI from PPMC)	2,833,583	-	1,223,000	-	1,610,583	0.03		
TECHNO OIL DEPOT (PFI from PPMC	2,614,795	-	756,999	-	1,858,960	0.03		
TOTAL APAPA (PFI from PPMC)	8,552,655	-	2,344,001	-	6,208,653	0.11		
WOSBAB DEPOT (PFI from PPMC)	1,894,052	-	-	900,000	994,052	0.02		
ATLAS COVE	61,193,004	-	-	16,434,000	38,778,090	0.69		
	581,654,755	27,088,387	38,829,146	131,743,816	418,009,836	7.49		



PETROLEUM PRODUCTS PRICING REGULATORY AGENCY

DEPOT BY DEPOT [PMS] DAYS SUFFICIENCY							
						15-Oct-2019	
	MARKETERS	OPENING	RECIPT	EVACUATION	DEAD STOCK	OPERATIONAL STOCK VALUE	DAYS SUFFICIENCY
N N P C P H A R E A	PPMC DEPOT PH	3,244,000	2,137,000	2,482,000	1,905,826	988,174	0.02
	PPMC DEPOT ABA	7,014,000	-	-	-	7,014,000	0.13
	PPMC DEPOT ENUGU	12,473,000	-	-	6,028,000	6,445,000	0.12
	PPMC DEPOT MAKURDI	4,144,000	114,000	-	-	4,258,000	0.08
	STOCKGAP AKWETE	15,394,402	-	2,039,000	-	13,348,446	0.24
	CONOIL PH (PPMC)	366,853	-	-	1,602,627	1,235,774	-0.02
	LIQUID BULK PH	7,279,787	-	345,000	-	6,839,787	0.12
	MASTERS ENERGY PH	28,907,734	-	511,000	-	28,396,734	0.51
	SHORELINK PH	4,986,671	-	1,399,000	-	3,587,690	0.06
	TSL PH	1,944,893	-	642,000	-	1,300,533	0.02
	PHRC	27,227,000	-	-	2,184,000	22,859,000	0.41
		112,982,340	2,251,000	7,418,000	11,720,453	93,801,590	1.68
N N P C W A R R I A R E A	PPMC DEPOT BENIN	21,122,425	-	-	3,965,512	17,156,913	0.31
	PPMC DEPOT WARRI	-	1,685,502	1,685,500	-	-	0.00
	A & E PET WARRI	12,314,595	-	1,754,000	-	10,560,595	0.19
	AYM SHAFI (LANAKA)	35,352	22,116,521	4,109,500	-	18,042,373	0.32
	MATRIX ENERGY WARRI (NNPC RETA	24,537,224	-	40,000	-	24,497,224	0.44
	OPTIMA KOKO (NNPC RETAIL)	2,832,726	-	-	-	2,832,726	0.05
	OTHNIEL BROOKS OGHARA	4,969,117	-	269,000	-	4,700,117	0.08
	RAINOIL OGHARA	23,482	-	-	-	23,482	0.00
	TAURUS KOKO	7,462,310	-	-	-	7,462,310	0.13
	A & E PET WARRI	8,072,741	-	-	-	8,072,741	0.14
	CYBERNETICS OGHARA	12,722,267	-	1,069,000	-	11,653,267	0.21
	MATRIX ENERGY WARRI	13,224,034	-	7,280,000	-	5,944,034	0.11
	NEPAL OGHARA	6,845,880	-	45,000	-	6,800,880	0.12
	PINNACLE WARRI	8,586,716	-	646,500	-	7,940,216	0.14
	PRUDENT OGHARA	14,983,060	-	4,105,000	-	10,878,060	0.19
	RAINOIL OGHARA	4,168,169	-	746,124	-	3,422,045	0.06
	SYNOD WARRI(KEONAMAX)	1,125,574	-	58,500	-	1,067,074	0.02
	TAURUS KOKO	9,166,492	-	95,000	-	9,071,492	0.16
	GREENMAC ENERGY	5,925,840	-	1,192,000	-	4,733,840	0.08
	WRPC	20,145,000	-	-	1,729,000	16,687,000	0.30
		178,263,004	23,802,023	23,095,124	5,694,512	171,546,389	3.07



PETROLEUM PRODUCTS PRICING REGULATORY AGENCY

DEPOT BY DEPOT [PMS] DAYS SUFFICIENCY							
							15-Oct-2019
	MARKETERS	OPENING	RECIPT	EVACUATION	DEAD STOCK	OPERATIONAL STOCK VALUE	DAYS SUFFICIENCY
N N P C K A D U N A Z O N E	KADUNA DEPOT	3,892,000	-	30,000	1,287,500	3,871,000	50,831,040.00
	KANO DEPOT	10,658,472	-	-	1,750,000	7,585,260	0.14
	MINNA DEPOT	-	-	-	-	-	0.00
	GOMBE DEPOT	9,076,376	-	-	543,000	8,533,376	0.15
	JOS DEPOT	13,554,714	-	-	4,307,000	9,197,903	0.16
	GUSAU DEPOT	1,245,565	-	-	1,572,000	326,435	-0.01
	SULEJA DEPOT	12,606,000	-	-	1,500,000	11,304,000	0.20
	YOLA DEPOT	13,413,004	-	-	2,242,000	11,508,767	0.21
	MAIDUGURI DEPOT	475,000	-	-	502,000	30,000	0.00
			64,921,131	-	30,000	13,703,500	51,643,871
N N P C C A L A B A R A R E A	PPMC DEPOT CALABAR	13,822,450	-	371,470	3,936,000	9,514,980	0.17
	FYNEFIELD DEPOT CALABAR	1,291,850	-	-	-	1,291,850	0.02
	HYDE CALABAR	20,178,043	-	791,000	-	19,391,723	0.35
	MAINLAND CALABAR	6,779,208	-	265,000	-	6,513,843	0.12
	NORTHWEST CALABAR	980,749	-	-	-	980,749	0.02
	ROSA MYSTICA CALABAR	15,269,267	-	5,072,000	-	10,197,267	0.18
	UGO-HANNAH CALABAR	2,884,455	-	1,360,000	-	1,524,309	0.03
	BLOKKS	372,131	-	135,000	-	189,740	0.00
	SIXXCO	222,595	-	-	-	222,595	0.00
	VIRGIN FOREST ORON	6,970,727	-	1,076,000	-	5,893,734	0.11
			68,771,475	0	9,070,470	3,936,000	55,720,790
		1,006,592,705	53,141,410	78,442,740	166,798,281	790,722,476	14.17



PETROLEUM PRODUCTS PRICING REGULATORY AGENCY

DEPOT BY DEPOT [PMS] DAYS SUFFICIENCY							15-Oct-2019
	MARKETERS	OPENING	RECIPT	EVACUATION	DEAD STOCK	OPERATIONAL STOCK VALUE	DAYS SUFFICIENCY
M M K A T J E R S L Z O R S			-	-			0.00
			-	-			0.00
			-	-			0.00
			-	-		-	0.00
M M K A T J E R S P H Z O R S							0.00
							0.00
							0.00
		-	-	-	-	-	0.00
		-	-	-	-	-	
D M A K P T L Z O P E M R A S	FOLAWIYO DEPOT						0.00
	MRS OIL AND GAS LTD. (PMS is MRS product)						0.00
			-	-	-	-	0.00
D M C A K P L Z O P E M R A S / B A R			-	-			0.00
	ROSA MYSTICA CALABAR	273,754	-	-		290,534	0.01
		273,754	-	-		290,534	0.01
	Sub-Total	273,754	-	-	-	290,534	0.01
GRAND TOTAL		1,006,866,459	53,141,410	78,442,740	166,798,281	791,013,010	14.18