



PETROLEUM PRODUCTS PRICING REGULATORY AGENCY



PETROLEUM PRODUCTS STOCK DATA

31ST OCTOBER 2019



PETROLEUM PRODUCTS PRICING REGULATORY AGENCY

PETROLEUM PRODUCTS DAYS SUFFICIENCY AS AT					31-Oct-19		
	PMS	HHK	AGO	ATK	LPFO	BITUMEN	BASE OIL
Land Based (Stock) Ltrs	1,103,661,549	8,872,584	460,245,308	86,950,416	14,453,626	38,148,911	71,887,463
Marine (Stock) Ltrs	1,465,275,749	-	186,529,061	17,824,493	-	-	9,091,564
Total (Stock) Ltrs	2,568,937,298	8,872,584	646,774,369	104,774,909	14,453,626	38,148,911	80,979,027
Land Based (Days)	19.78	6.88	33.11	33.83	51.62	141.29	194.29
Marine (Days)	26.26	0.00	13.42	6.94	0.00	0.00	24.57
Total (Days)	46.04	6.88	46.53	40.77	51.62	141.29	218.86
<p><small>* NOTE: National Average Daily Evacuation/Truck-out figures are as follows:</small></p> <p><small>PMS: 55.8Mltrs/day; AGO: 13.9Mltrs/day, DPK/HHK: 1.29Mltrs/day, ATK: 2.57Mltrs/day, LPFO: 0.28Mltrs/day, Base Oil: 0.37Mltrs/day, Bitumen: 0.27Mltrs/day (Projection for Q4, 2019)</small></p>							



PETROLEUM PRODUCTS PRICING REGULATORY AGENCY

NATIONAL INLAND PMS STOCK FOR NNPC DOWNSTREAM MEETING:						30-Oct-2019
PRODUCT	OPENING STOCK	PRODUCT RECEIPT	EVACUATION	DEAD STOCK	CLOSING STOCK (Operational value)	
PMS	1,250,459,953	37,884,221	59,056,459	98,228,860	1,103,661,549	CONFIRMED STOCK
1	PPMC	MT KINGIS EX MT HIGH DISCOVERY	RAHAMANIYYAH	DISCHARGING	9,940,595	UNCONFIRMED STOCK
2	PPMC	MT TORNADO EX MT ELKA ATHINA /MT STELLAR	MENJ	DISCHARGING	5,595,625	UNCONFIRMED STOCK
3	NNPC/PPMC	MT ZONDA EX MT BURRI	CONOIL, PH	DISCHARGING	27,100,225	UNCONFIRMED STOCK
					42,636,445	
GRAND TOTAL (LAND BASED)	1,250,459,953	37,884,221	59,056,459	98,228,860	1,146,297,994	



PETROLEUM PRODUCTS PRICING REGULATORY AGENCY

NATIONAL INLAND PRODUCTS STOCK:						30-Oct-2019		
PRODUCT	OPENING STOCK	PRODUCT RECEIPT	EVACUATION	DEAD STOCK	CLOSING STOCK (Operational value)	NATIONAL AVERAGE DAILY CONSUMPTION	DAYS SUFFICIENCY	PREVIOUS DAYS SUFFICIENCY
PMS	1,250,459,953	37,884,221	59,056,459	98,228,860	1,103,661,549	55,800,000	19.78	20.54
AGO	529,924,195	0	9,422,732	39,672,028	460,245,308	13,900,000	33.11	33.27
HHK	17,272,126	0	0	9,998,668	8,872,584	1,290,000	6.88	6.88
ATK	92,497,951	0	2,611,994	3,184,430	86,950,416	2,570,000	33.83	35.22
LPFO	18,262,917	0	144,003	4,222,104	14,453,626	280,000	51.62	52.11
BITUMEN	38,471,654	0	322,742	0	38,148,911	270,000	141.29	142.83
BASE OIL	72,219,285	0	202,928	120,000	71,887,463	370,000	194.29	194.86
NATIONAL INLAND PMS STOCK LEVEL - NNPC & OTHER MARKETERS						30-Oct-2019		
AREA	COMPANY	OPENING STOCK	PRODUCT RECEIPT (LTRS)	EVACUATION (LTRS)	DEAD STOCK (LTRS)	CLOSING STOCK (LTRS)	CONTRIBUTION (%)	DAYS SUFFICIENCY
LAGOS AREA	NNPC	703,282,180	31,223,219	33,672,944	64,275,395	612,299,372	100.00	10.77
	MOMAN	0	0	0	0	0	0.00	0.00
	DAPPMA	0	0	0	0	0	0.00	0.00
		703,282,180	31,223,219	33,672,944	64,275,395	612,299,372	100	10.77
PORT-HARCOURT AREA	NNPC	153,467,145	4,958,000	5,631,815	11,440,453	139,468,145	100.00	2.45
	MOMAN						0.00	0.00
	DAPPMA						0.00	0.00
		153,467,145	4,958,000	5,631,815	11,440,453	139,468,145	100	2.45
CALABAR AREA	NNPC	61,073,926	0	4,392,000	3,936,000	52,760,455	99.43	0.93
	MOMAN						0.00	0.00
	DAPPMA	303,307	0	0		303,830	0.57	0.01
		61,377,233	0	4,392,000	3,936,000	53,064,285	100	0.93
WARRI AREA	NNPC	256,230,728	1,703,002	15,359,700	4,873,512	236,792,516	100.00	4.16
	MOMAN						0.00	0.00
	DAPPMA						0.00	0.00
		256,230,728	1,703,002	15,359,700	4,873,512	236,792,516	100	4.16
*KADUNA AREA (ONLY BRIDGE PRODUCT)	NNPC	76,102,667	0	0	13,703,500	62,037,231	100.00	1.09
	MOMAN						0.00	0.00
	DAPPMA						0.00	0.00
		76,102,667	0	0	13,703,500	62,037,231	100	1.09
TOTAL FOR ALL AREAS	NNPC	1,250,156,646	37,884,221	59,056,459	98,228,860	1,103,357,719	99.97	19.40
	MOMAN	0	0	0	0	0	0.00	0.00
	DAPPMA	303,307	0	0	0	303,830	0.03	0.01
GRAND TOTAL (LAND BASED)		1,250,459,953	37,884,221	59,056,459	98,228,860	1,103,661,549	100	19.78



PETROLEUM PRODUCTS PRICING REGULATORY AGENCY

PMS				
			DATE:	31-Oct-19
	PREVIOUS DAY SUFFICIENCY	STOCK (LTRS)	% LEVEL	DAY SUFFICIENCY
LAND + JETTY STOCK				
NNPC	23.00	1,253,824,363.00	100%	22.47
MAJOR MARKETERS	0.00	-	0%	0.00
DAPPMA	0.01	303,830.00	0%	0.01
	23.00	1,254,128,193	100%	22.48
MARINE OFFSHORE STOCK				
NNPC	0.00	-	-	0.00
NNPC	24.28	1,314,809,105	100%	23.56
MAJOR MARKETERS	0.00	-	0%	0.00
DAPPMA	0.00	-	0%	0.00
	24.28	1,314,809,105	100%	23.56
	0.00	-	-	0.00
TOTAL STOCK				
NNPC	0.00	-	-	0.00
NNPC	47.28	2,568,633,468	100%	46.03
MAJOR MARKETERS	0.00	-	0%	0.00
DAPPMA	0.01	303,830	0%	0.01
	47.28	2,568,937,298	100%	46.04

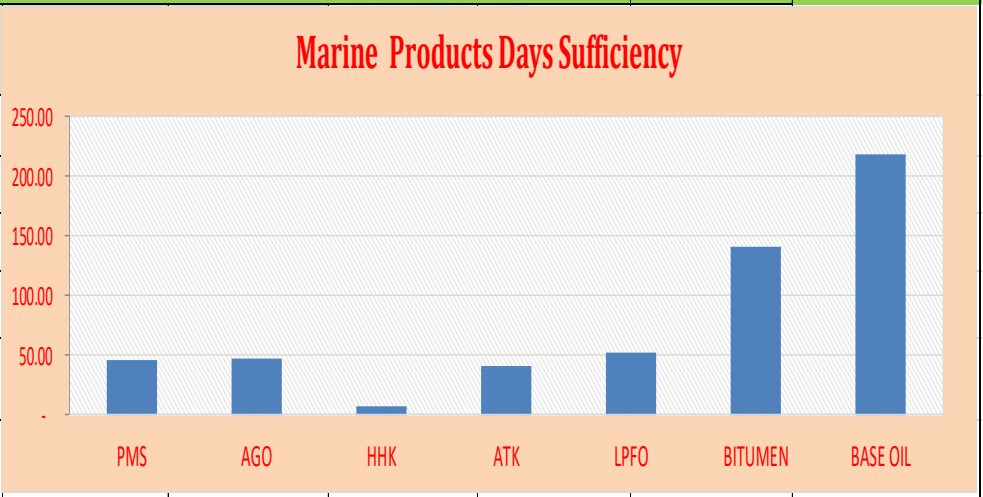


PETROLEUM PRODUCTS PRICING REGULATORY AGENCY

NATIONAL MARINE PRODUCTS STOCK LEVEL (NNPC, MAJORS AND INDEPENDENT MARKETERS)							31-Oct-19		
PRODUCT	QUANTITY OFFSHORE			QUANTITY AT BERTH			TOTAL QUANTITY (OFFSHORE & AT BERTH)		
	MT	LITRES	DAYS SUFFICIENCY	MT	LITRES	DAYS SUFFICIENCY	MT	LITRES	DAYS SUFFICIENCY
PMS	980,469.13	1,314,809,105	23.56	112,205	150,466,644	2.7	1,092,673.9	1,465,275,749	26.26
AGO	150,079.08	174,692,043	12.57	10,169	11,837,018	0.9	160,248.3	186,529,061	13.42
HHK	-	-	-	-	-	-	-	-	-
ATK	5,198.93	6,405,082	2.49	9,269.00	11,419,411	4.4	14,467.9	17,824,493	6.94
LPFO	-	-	0	-	-	-	-	-	-
BITUMEN	-	-	-	-	-	-	-	-	-
BASE OIL	-	-	0	7,379.52	9,091,564	24.6	7,379.5	9,091,564	24.57

NATIONAL TOTAL PRODUCTS STOCK QUANTITY AND DAYS SUFFICIENCY - LAND+MARINE							30-Oct-2019		
---	--	--	--	--	--	--	-------------	--	--

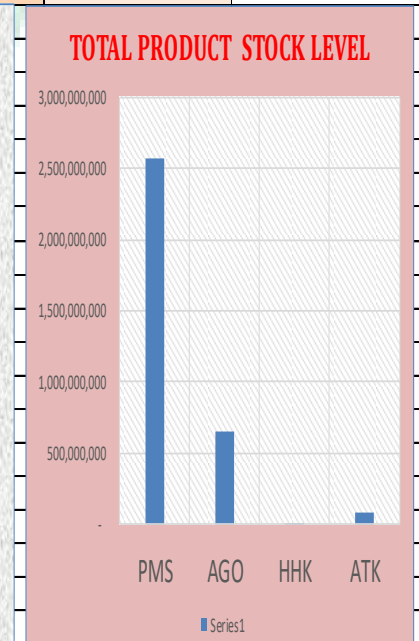
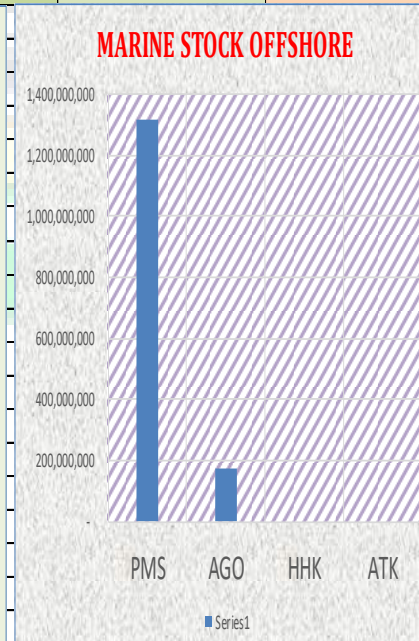
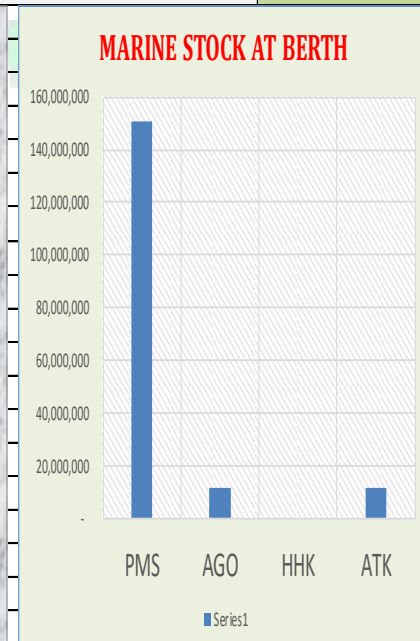
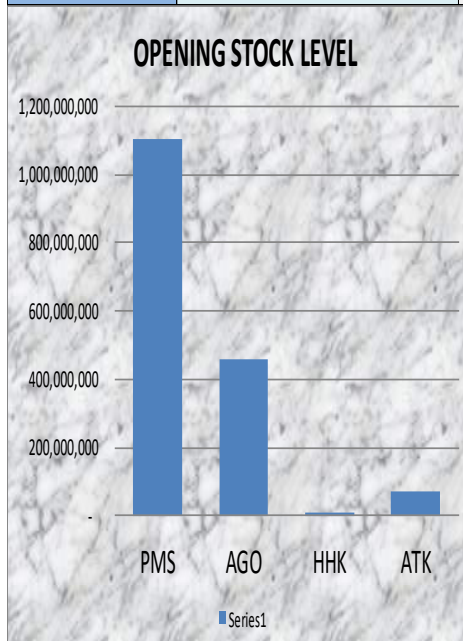
	Opening Stock (Land Based (Litres))	Marine (Litres)	Total (Litres)
PMS	1,103,661,549	1,465,275,749	2,568,937,298
Days Sufficiency	19.78	26.26	46.04
HHK	8,872,584	-	8,872,584
Days Sufficiency	6.88	-	6.88
AGO	460,245,308	186,529,061	646,774,369
Days Sufficiency	33.11	13.42	46.53





PETROLEUM PRODUCTS PRICING REGULATORY AGENCY

NATIONAL PRODUCTS STOCK LEVEL (NNPC, MAJORS AND INDEPENDENT MARKETERS)						31-Oct-19	
	OPENING STOCK [LAND BASED]		MARINE STOCK QUANTITY AT BERTH [DISCHARGING]		MARINE STOCK QUANTITY AT OFFSHORE		TOTAL [LAND BASED+MARINE] Litres
	QUANTITY (LTRS)	DAYS SUFFICIENCY	QUANTITY (LTRS)	DAYS SUFFICIENCY	QUANTITY (LTRS)	DAYS SUFFICIENCY	
PMS	1,103,661,549	19.78	150,466,644	2.70	1,314,809,105	23.56	2,568,937,298
AGO	460,245,308	33.11	11,837,018	0.85	174,692,043	12.57	646,774,369
HHK	8,872,584	6.88	-	-	-	-	8,872,584
ATK	71,887,463	27.97	11,419,411	4.44	-	-	83,306,874





PETROLEUM PRODUCTS PRICING REGULATORY AGENCY

DAILY PRODUCTS VESSEL AT BERTH/ DISCHARGING NATIONWIDE					31-Oct-19
PMS					
S/No.	Marketer	Vessel	Jetty	STATUS	Arrival Quantity (Litre)
1	PPMC	MT TORM TROILUS	ASPM	DISCHARGING	51,519,869
2	PPMC	MT NAVIG8 TOPAZ	BOP	DISCHARGING	23,060,810
3	PPMC	MT KINGIS EX MT HIGH DISCOVERY	RAHAMANIYYAH	DISCHARGING	9,940,595
4	PPMC	MT OSTRIA EX MT PACIFIC DORODCHI	AIPEC	AWAITING PRE ULLAGE FORMALITIES	20,075,685
5	PPMC	MT TORNADO EX MT ELKA ATHINA /MT STELLAR	MENJ	DISCHARGING	5,595,625
6	NNPC/PPMC	MT STELLAR EX MT PACIFIC A DORODCHI	PHRC, OKRIKA	DISCHARGING	13,173,835
7	NNPC/PPMC	MT ZONDA EX MT BURRI	CONOIL, PH	DISCHARGING	27,100,225
NNPC TOTAL					150,466,644
OTHER MARKETERS TOTAL					-
PMS GRAND TOTAL IN LITRE (PPMC & OTHER MARKETERS)					150,466,644
AGO					
S/No.	Marketer	Vessel	Jetty	STATUS	Arrival Quantity (Litre)
1	RAINOIL	MT HANSON EX STI NAUTILUS	RAINOIL	DISCHARGING	11,837,018
2	ETERNA	MT WEYMOUTH EX JO PROVEL	IBRU	AWAITING PRE ULLAGE FORMALITIES	
AGO TOTAL					11,837,018
ATK					
S/No.	Marketer	Vessel	Jetty	STATUS	Arrival Quantity (Litre)
1	RAINOIL	MT ADEBOMI 1 EX MT SUMMIT AFRICA	EMADEB	DISCHARGING	11,419,411
2	11PLC, BMS & MONTEGERO OIL & GAS	MT PORTMAN EX MT MINERVA ARIES	NOJ	DISCHARGING	32,397,616
ATK TOTAL					11,419,411
BASE OIL					
1	MARON OIL & ETERNA	MT DUKE	ABTL	DISCHARGING	9,091,564
BASE OIL TOTAL					9,091,564



PETROLEUM PRODUCTS PRICING REGULATORY AGENCY

DAILY PMS VESSEL DISCHARGING ON AREA BASIS					31-Oct-19	
LAGOS AREA						
S/No.	Marketer	Vessel	Jetty	Arrival Quantity (Litres)	STATUS	DAYS SUFFICIENCY
1	PPMC	MT TORM TROILUS	ASPM	51,519,869	DISCHARGING	0.92
2	PPMC	MT NAVIG8 TOPAZ	BOP	23,060,810	DISCHARGING	0.41
3	PPMC	MT KINGIS EX MT HIGH DISCOVERY	RAHAMANIYYAH	9,940,595	DISCHARGING	0.18
4	PPMC	MT OSTRIA EX MT PACIFIC DORODCHI	AIPEC	20,075,685	AWAITING PRE ULLAGE FORMALITIES	0.36
5	PPMC	MT TORNADO EX MT. ELKA ATHINA /MT STELLAR	MENJ	5,595,625	DISCHARGING	0.10
NNPC TOTAL				110,192,584		1.97
MOMAN TOTAL				-		-
DAPPMA TOTAL				-		-
PH AREA						
1	NNPC/PPMC	MT STELLAR EX MT PACIFIC A DORODCHI	PHRC, OKRIKA	13,173,835	DISCHARGING	0.24
2	NNPC/PPMC	MT ZONDA EX MT BURRI	CONOIL, PH	27,100,225	DISCHARGING	0.49
NNPC TOTAL				40,274,060		0.72
MOMAN TOTAL				-		-
DAPPMA TOTAL				-		-
TOTAL FOR ALL AREAS						
NNPC TOTAL @ JETTY				150,466,644		2.70
MOMAN TOTAL @ JETTY				-		-
DAPPMA TOTAL @ JETTY				-		-
GRAND TOTAL (MARINE - @ JETTIES)				150,466,644		2.70
NNPC MARINE @ OFFSHORE				1,314,809,105		23.56
MOMAN MARINE @ OFFSHORE				-		-
DAPPMA MARINE @ OFFSHORE				-		-



PETROLEUM PRODUCTS PRICING REGULATORY AGENCY

DAILY PMS PRODUCTS VESSEL OFFSHORE NATIONWIDE						31-Oct-19
PMS						
S/No.	Marketer	Supplier	Vessel	Arrival Jetty	STATUS	Arrival Quantity (MT)
1	NNPC	NNPC/TOTSA-TOTAL	MT PACIFIC A DORODCHI	STS	STS	29,689.043
2	NNPC	NNPC/TOTSA-TOTAL	MT BURRI	STS	STS	53,449.066
3	NNPC	NNPC/BP OIL-AYM SHAFI	MT FRONT PANDHER	STS	STS	48,284.000
4	NNPC	NNPC/TOTSA-TOTAL	MT AMFITRITI	STS	STS	89,682.557
5	NNPC	NNPC/TRAFIGURA	MT TORM LOIRE	APAPA	APAPA	12,214.240
6	NNPC	NNPC/MECURIA ENERGY	MT MERONAS	STS/APAPA	STS/APAPA	26,256.000
7	NNPC	NNPC/MATRIX-PETRALANTIC-UTM LEVENE	MT CHEMTRANS ADRIATIC	STS	STS	14,956.239
8	NNPC	NNPC/SAHARA ENERGY	MT SOVEREIGN	STS	STS	49,515.947
9	NNPC	NNPC/HYSON-VITOL	MT ELANDRA BLU	ASPM	ASPM	37,999.137
10	NNPC	NNPCBP OIL-AYM SHAFI	MT POLAR UNICORN	STS	STS	51,588.000
11	NNPC	NNPC/GUNVOR/AY MAIKIFI	MT CHEMTRANS BALTIC	STS	STS	60,035.107
12	NNPC	NNPC/MOCOH	MT STI BROOKLYN	NACJ	NACJ	38,497.214
13	NNPC	NNPC/LITASCO, BRITANIA -U, FREEPOINT	MT EPICURUS	STS	STS	59,999.575
14	NNPC	NNPC/BONO-ETERNA-ARKLEEN-AMAZON	MT MARI UGLAND	STS	STS	59,987.643
15	NNPC	NNPC/OANDO TRADING/CEPSA SAU	STI GALLANTRY	STS	STS	89,853.308
16	NNPC	NNPC/TRAFIGURA-A.A RANO	MT HAFNIA HENRIETTE	FOLAWIYO	FOLAWIYO	30,110.819
17	NNPC	NNPC/BP OIL-AYM SHAFI	MT CITRON	NACJ	NACJ	37,786.841
18	NNPC	NNPC/MATRIX-PETRALANTIC-UTM LEVENE	MT SILVER POINT	ARRIVED	ARRIVED	37,994.814



PETROLEUM PRODUCTS PRICING REGULATORY AGENCY

DAILY PMS PRODUCTS VESSEL OFFSHORE NATIONWIDE						31-Oct-19
PMS						
S/No.	Marketer	Supplier	Vessel	Arrival Jetty	STATUS	Arrival Quantity (MT)
19	NNPC	NNPC COASTAL VESSELS	MT LEVANTO	STS	BONNY FWB	9,257.555
20	NNPC	NNPC COASTAL VESSELS	MT AYODEJI	STS	BENNETH ISLAND	13,923.233
21	NNPC	NNPC COASTAL VESSELS	MT ORCHARD	STS	BONNY FWB	9,204.055
22	NNPC	NNPC COASTAL VESSELS	MT MAESTRO	STS	SEA PASSAGE	9,966.477
23	NNPC	NNPC COASTAL VESSELS	MT OCEAN GLADIATOR	STS	LAGOS ANCHORAGE	19,849.896
24	NNPC	NNPC COASTAL VESSELS	MT SAFESEA NEHA III	STS	LAGOS ANCHORAGE	13,004.262
25	NNPC	NNPC COASTAL VESSELS	MT ADEBOMI 3	STS	COMPLETED STS	15,971.238
26	NNPC	NNPC COASTAL VESSELS	MT BORA	STS	LAGOS ANCHORAGE	15,889.313
27	NNPC	NNPC COASTAL VESSELS	MT VARDAR	STS	COMPLETED STS	7,117.552
28	NNPC	NNPC COASTAL VESSELS	MT NOTUS	STS	LAGOS ANCHORAGE	7,386.000
29	NNPC	NNPC COASTAL VESSELS	MT ZEEZEE	STS	COMPLETED STS	16,000.000
30	NNPC	NNPC COASTAL VESSELS	MT MATRIX PRIDE	STS	COMPLETED STS	15,000.000
PPMC TOTAL						980,469.131
OTHER MARKETERS TOTAL						
PMS GRAND TOTAL (PPMC & OTHER MARKETERS)						980,469.13
					1,314,809,105	23.56



PETROLEUM PRODUCTS PRICING REGULATORY AGENCY

		DEPOT BY DEPOT [PMS] DAYS SUFFICIENCY				30-Oct-2019	
	MARKETERS	OPENING	RECIPT	EVACUATION	DEAD STOCK	OPERATIONAL STOCK VALUE	DAYS SUFFICIENCY
N N P C L A G O S A R E A	PPMC EJIGBO (*pls see remark)	7,699,497	1,654,049	2,199,810	1,400,000	5,754,386	0.10
	PPMC IBADAN (*pls see remark)	40,854,719	-	2,711,130	7,597,520	29,389,926	0.53
	PPMC ILORIN (*pls see remark)	6,517,221	-	403,042	3,070,000	3,044,179	0.05
	PPMC MOSIMI (*pls see remark)	125,268,471	2,854,758	3,491,000	22,862,714	101,768,768	1.82
	PPMC ORE	1,880,554	-	-	1,800,000	80,554	0.00
	A.A. RANO (PFI from PPMC)	30,884,502	-	-	840,000	30,044,502	0.54
	AIPEC (PFI from PPMC)	5,279,942	-	-	426,000	4,853,942	0.09
	AITEO DEPOT (PFI from NNPC)	65,989,728	-	503,001	2,083,647	63,339,325	1.14
	BOVAS DEPOT (PFI from PPMC)	9,841,702	5,107,763	2,747,000	70,000	12,144,815	0.22
	CHIPET DEPOT (PFI from PPMC)	22,008,546	-	-	-	22,008,546	0.39
	CONOIL DEPOT (PPMC Through Put	3,421,128	-	1,604,000	701,686	1,115,442	0.02
	DEE JONES DEPOT (PFI from PPMC)	1,155,925	-	-	-	1,155,925	0.02
	EMADEB DEPOT (PFI from PPMC)	817,152	-	-	1,121,145	303,993	-0.01
	ETERNA DEPOT (PFI from PPMC - As	10,599,998	-	85,000	-	10,514,094	0.19
	FATGBEMS DEPOT (PFI from PPMC)	115,807	-	-	-	115,807	0.00
	FIRST ROYAL (PFI from PPMC)	17,028,805	-	-	120,000	16,908,805	0.30
	FOLAWIYO (PFI from PPMC/NNPC R	51,093,976	-	2,991,000	-	48,134,061	0.86
	FORTE OIL (PFI from PPMC/Throug	2,470,725	-	738,000	700,000	1,027,653	0.02
	GULF TREASURES DEPOT (PFI from f	11,500,196	-	208,000	-	11,294,232	0.20
	HEYDEN (PFI from PPMC)	17,434	-	-	-	17,434	0.00
	HONEYWELL DEPOT (PFI from PPMC)	2,956,616	-	793,000	-	2,163,616	0.04
	INDEX DEPOT (PFI from PPMC)	241,065	-	-	-	241,065	0.00
	INTEGRATED OIL & GAS (PFI from P	23,475,257	-	158,000	-	23,316,667	0.42
	11PLC (FORMERLY MOBIL PLC) (PFI	12,778,258	-	2,926,197	1,546,691	8,313,792	0.15
	MENJ OIL DEPOT (PMS is Stallionare	2,909,586	-	-	-	2,909,586	0.05
	MRS OIL & GAS LIMITED (PFI from F	705,624	-	9,998	-	605,638	0.01
	MRS OIL NIG PLC (PFI from PPMC)	9,987,088	-	183,995	59,000	9,744,093	0.17
	NIPCO DEPOT (PFI from PPMC/Thro	14,131,720	-	5,333,770	1,200,000	7,629,240	0.14
	OANDO/ TOTAL JV (PFI from PPMC)	8,264,161	-	2,605,967	1,242,992	4,439,708	0.08
	OCEAN PRIDE DEPOT	355,189	-	-	-	355,189	0.01
	OVH ENERGY (OANDO T1) PFI from	5,684,503	-	1,421,034	-	4,263,469	0.08
	OBAT DEPOT, LAGOS (PFI from PPM	26,000,124	-	-	-	26,000,124	0.47
	RAIN OIL	16,669,556	-	-	-	16,669,556	0.00
	RAHAMANIYYA DEPOT (PFI from PP	5,664,625	17,436,710	210,000	-	22,896,359	0.41
	SAHARA DEPOT (PPMC Through Put	17,930,722	-	-	100,000	17,829,109	0.32
	STALLIONAIRE DEPOT (PFI from PPM	359,872	-	-	-	359,872	0.01
	STAR SYNERGY DEPOT	23,838,442	-	-	-	23,838,442	0.43
	SWIFT DEPOT (PFI from PPMC)	10,166,480	-	1,607,000	-	8,559,480	0.15
	T-TIME DEPOT (PFI from PPMC)	4,270,001	-	-	-	4,270,001	0.08
	TECHNO OIL DEPOT (PFI from PPMC)	974,093	-	-	-	973,245	0.02
TOTAL APAPA (PFI from PPMC)	11,364,578	-	743,000	-	10,621,578	0.19	
WOSBAB DEPOT (PFI from PPMC)	28,409,568	-	-	900,000	27,509,568	0.49	
ATLAS COVE	61,699,024	4,169,939	-	16,434,000	43,051,128	0.77	
	703,282,180	31,223,219	33,672,944	64,275,395	612,299,372	10.97	



PETROLEUM PRODUCTS PRICING REGULATORY AGENCY

DEPOT BY DEPOT [PMS] DAYS SUFFICIENCY							
	MARKETERS	OPENING	RECEIPT	EVACUATION	DEAD STOCK	30-Oct-2019 OPERATIONAL STOCK VALUE	DAYS SUFFICIENCY
N N P C P H A R E A	PPMC DEPOT PH	3,419,000	1,896,000	1,597,815	1,905,826	1,815,174	0.03
	PPMC DEPOT ABA	6,904,000	-	-	-	6,904,000	0.12
	PPMC DEPOT ENUGU	12,473,000	-	-	6,028,000	6,445,000	0.12
	PPMC DEPOT MAKURDI	4,974,000	118,000	-	-	5,092,000	0.09
	STOCKGAP AKWETE	30,935,559	-	2,234,000	-	28,713,387	0.51
	CONOIL PH (PPMC)	363,356	-	-	1,602,627	1,239,271	-0.02
	LIQUID BULK PH	11,104,272	-	185,000	-	10,919,272	0.20
	MASTERS ENERGY PH	20,758,734	-	215,000	-	20,543,734	0.37
	SHORELINK PH	10,741,851	-	740,000	-	10,004,226	0.18
	TSL PH	25,316,373	-	660,000	-	24,657,623	0.44
	PHRC	26,477,000	2,944,000	-	1,904,000	25,613,000	0.46
	153,467,145	4,958,000	5,631,815	11,440,453	139,468,145	2.50	
N N P C W A R R I A R E A	PPMC DEPOT BENIN	21,122,425	-	-	3,965,512	17,156,913	0.31
	PPMC DEPOT WARRI	-	911,002	911,000	-	-	0.00
	A & E PET WARRI	5,892,603	-	610,000	-	5,282,603	0.09
	AYM SHAFI (LANAKA)	24,220,414	-	2,646,000	-	21,574,414	0.39
	MATRIX ENERGY WARRI (NNPC RETAIL)	24,152,224	-	-	-	24,152,224	0.43
	OPTIMA KOKO (NNPC RETAIL)	13,112,865	-	-	-	13,112,865	0.23
	OTHNIEL BROOKS OGHARA	1,716,117	-	-	-	1,716,117	0.03
	RAINOIL OGHARA	23,482	-	-	-	23,482	0.00
	TAURUS KOKO	12,154,247	-	280,000	-	11,874,247	0.21
	A & E PET WARRI	7,862,741	-	-	-	7,862,741	0.14
	CYBERNETICS OGHARA	11,178,267	-	-	-	11,178,267	0.20
	MATRIX ENERGY WARRI	1,188,760	-	341,000	-	847,760	0.02
	AIDA ENERGY	4,148,427	-	4,043,700	-	104,727	0.00
	NEPAL OGHARA	6,128,880	-	213,000	-	5,915,880	0.11
	PINNACLE WARRI	15,741,769	-	1,712,000	-	14,029,769	0.25
	PRUDENT OGHARA	22,564,637	-	1,826,000	-	20,738,637	0.37
	RAINOIL OGHARA	27,314,042	-	2,047,000	-	25,267,042	0.45
	SYNOD WARRI (KEONAMAX)	20,620,012	-	497,000	-	20,123,012	0.36
	TAURUS KOKO	10,198,976	-	33,000	-	10,165,976	0.18
	GREENMAC ENERGY	897,840	-	200,000	-	697,840	0.01
WRPC	25,992,000	792,000	-	908,000	24,968,000	0.45	
	256,230,728	1,703,002	15,359,700	4,873,512	236,792,516	4.24	



PETROLEUM PRODUCTS PRICING REGULATORY AGENCY

DEPOT BY DEPOT [PMS] DAYS SUFFICIENCY							
							30-Oct-2019
	MARKETERS	OPENING	RECIPT	EVACUATION	DEAD STOCK	OPERATIONAL STOCK VALUE	DAYS SUFFICIENCY
N N P C K A D U N A Z O N E	KADUNA DEPOT	3,855,000	-	-	1,287,500	3,855,000	0.07
	KANO DEPOT	11,715,909	-	-	1,750,000	7,585,260	0.14
	MINNA DEPOT	-	-	-	-	-	0.00
	GOMBE DEPOT	9,885,015	-	-	543,000	9,342,015	0.17
	JOS DEPOT	16,743,465	-	-	4,307,000	12,436,465	0.22
	GUSAU DEPOT	1,245,565	-	-	1,572,000	326,435	-0.01
	SULEJA DEPOT	17,868,000	-	-	1,500,000	16,877,000	0.30
	YOLA DEPOT	14,314,713	-	-	2,242,000	12,297,926	0.22
	MAIDUGURI DEPOT	475,000	-	-	502,000	30,000	0.00
			76,102,667	-	-	13,703,500	62,037,231
N N P C C A L A B A R A R E A	PPMC DEPOT CALABAR	9,436,380	-	-	3,936,000	5,500,380	0.10
	FYNEFIELD DEPOT CALABAR	2,379,044	-	200,000		2,179,785	0.04
	HYDE CALABAR	10,367,515	-	613,000		9,754,515	0.17
	MAINLAND CALABAR	3,463,542	-	302,000		3,159,816	0.06
	NORTHWEST CALABAR	11,080,530	-	2,269,000		8,822,034	0.16
	ROSA MYSTICA CALABAR	4,250,013	-	40,000		4,210,013	0.08
	UGO-HANNAH CALABAR	19,869,567	-	968,000		18,906,577	0.34
	BLOKKS	4,740	-	-		4,740	0.00
	SIXXCO	222,595	-	-		222,595	0.00
			61,073,926	0	4,392,000	3,936,000	52,760,455
		1,250,156,646	37,884,221	59,056,459	98,228,860	1,103,357,719	19.77



PETROLEUM PRODUCTS PRICING REGULATORY AGENCY

DEPOT BY DEPOT [PMS] DAYS SUFFICIENCY							30-Oct-2019
	MARKETERS	OPENING	RECIPT	EVACUATION	DEAD STOCK	OPERATIONAL STOCK VALUE	DAYS SUFFICIENCY
M K T M E A R J S O R L Z O			-	-			0.00
			-	-			0.00
			-	-			0.00
			-	-	-	-	0.00
M K A T H J E R O R S							0.00
							0.00
							0.00
		-	-	-	-	-	0.00
		-	-	-	-	-	
D M A K L P T Z P E O M R A S	FOLAWIYO DEPOT						0.00
	MRS OIL AND GAS LTD. (PMS is MRS product)						0.00
			-	-	-	-	0.00
D M C A K P L H A B A R			-	-			0.00
	ROSA MYSTICA CALABAR	303,307	-	-		303,830	0.01
		303,307	-	-	-	303,830	0.01
	Sub-Total	303,307	-	-	-	303,830	0.01
GRAND TOTAL		1,250,459,953	37,884,221	59,056,459	98,228,860	1,103,661,549	19.78