



## PETROLEUM PRODUCTS PRICING REGULATORY AGENCY



# **PETROLEUM PRODUCTS STOCK DATA**

## **12TH JUNE 2020**



## PETROLEUM PRODUCTS PRICING REGULATORY AGENCY

PETROLEUM PRODUCTS STOCK/DAYS SUFFICIENCY (AM REPORT)					12-Jun-2020		
	PMS	HHK	AGO	ATK	LPFO	BITUMEN	BASE OIL
LAND BASED STOCK (LTRS)	1,225,886,883	27,728,673	693,146,025	83,896,681	18,683,810	21,880,771	68,718,687
MARINE STOCK (LTRS)	1,093,409,428	-	43,396,026	-	-	3,828,516	-
TOTAL STOCK (LTRS)	2,319,296,311	27,728,673	736,542,051	83,896,681	18,683,810	25,709,287	68,718,687
Land Based (Days)	21.89	37.47	49.51	27.97	66.73	81.04	185.73
Marine (Days)	19.53	0.00	3.10	0.00	0.00	14.18	0.00
Total (Days)	41.42	37.47	52.61	27.97	66.73	95.22	185.73
<p style="color: red; font-size: small;">* NOTE: National Average Daily Evacuation/Truck-out figures are as follows:</p> <p style="font-size: x-small;">PMS: 56Mltrs/day; AGO: 14Mltrs/day, DPK/HHK: 0.74Mltrs/day, ATK: 3Mltrs/day, LPFO: 0.28Mltrs/day, Base Oil: 0.37Mltrs/day, Bitumen: 0.27Mltrs/day (Projection for Q4, 2019)</p>							



## PETROLEUM PRODUCTS PRICING REGULATORY AGENCY

NATIONAL INLAND PRODUCTS STOCK:						11-Jun-2020		
PRODUCT	OPENING STOCK	PRODUCT RECEIPT	EVACUATION	DEAD STOCK	CLOSING STOCK (Operational value)	NATIONAL AVERAGE DAILY CONSUMPTION	DAYS SUFFICIENCY	PREVIOUS DAYS SUFFICIENCY
<b>PMS</b>	<b>1,389,146,100</b>	<b>50,678,148</b>	<b>84,351,027</b>	<b>120,832,856</b>	<b>1,225,886,883</b>	56,000,000	<b>21.89</b>	22.57
<b>AGO</b>	<b>759,317,858</b>	<b>6,352,959</b>	<b>19,544,873</b>	<b>50,281,692</b>	<b>693,146,025</b>	14,000,000	<b>49.51</b>	50.72
<b>HHK</b>	<b>37,874,973</b>	<b>0</b>	<b>439,000</b>	<b>11,232,316</b>	<b>27,728,673</b>	740,000	<b>37.47</b>	38.03
<b>ATK</b>	<b>93,714,518</b>	<b>0</b>	<b>2,527,599</b>	<b>7,292,401</b>	<b>83,896,681</b>	3,000,000	<b>27.97</b>	28.81
<b>LPFO</b>	<b>19,183,025</b>	<b>0</b>	<b>246,004</b>	<b>254,804</b>	<b>18,683,810</b>	280,000	<b>66.73</b>	67.60
<b>BITUMEN</b>	<b>22,936,971</b>	<b>0</b>	<b>426,733</b>	<b>576,643</b>	<b>21,880,771</b>	270,000	<b>81.04</b>	82.82
<b>BASE OIL</b>	<b>70,089,197</b>	<b>0</b>	<b>342,771</b>	<b>1,027,739</b>	<b>68,718,687</b>	370,000	<b>185.73</b>	186.91
NATIONAL INLAND PMS STOCK LEVEL - NNPC & OTHER MARKETERS						11-Jun-2020		
AREA	COMPANY	OPENING STOCK	PRODUCT RECEIPT (LTRS)	EVACUATION (LTRS)	DEAD STOCK (LTRS)	CLOSING STOCK (LTRS)	CONTRIBUTION (%)	DAYS SUFFICIENCY
LAGOS AREA	NNPC	338,221,759	9,431,747	9,176,992	63,275,460	274,229,343	48.10	4.90
	MOMAN	46,559,675	9,406,571	9,763,903	7,405,421	38,739,425	6.79	0.69
	DAPPMA	294,121,061	8,270,035	30,353,619	14,918,510	257,156,022	45.11	4.59
		<b>678,902,495</b>	<b>27,108,353</b>	<b>49,294,514</b>	<b>85,599,391</b>	<b>570,124,790</b>	<b>100</b>	<b>10.18</b>
PORT-HARCOURT AREA	NNPC	257,683,605	2,201,000	7,151,008	10,472,826	239,558,199	99.47	4.28
	MOMAN	3,148,464	0	476,000	1,602,627	1,069,837	0.44	0.02
	DAPPMA	210,000				210,000	0.09	0.00
		<b>261,042,069</b>	<b>2,201,000</b>	<b>7,627,008</b>	<b>12,075,453</b>	<b>240,838,036</b>	<b>100</b>	<b>4.30</b>
CALABAR AREA	NNPC	51,314,488	0	2,019,000	3,936,000	45,359,488	46.50	0.81
	MOMAN						0.00	0.00
	DAPPMA	58,048,807	0	5,881,506		52,188,955	53.50	0.93
		<b>109,363,295</b>	<b>0</b>	<b>7,900,506</b>	<b>3,936,000</b>	<b>97,548,443</b>	<b>100</b>	<b>1.74</b>
WARRI AREA	NNPC	132,862,174	1,204,502	7,380,500	4,170,012	122,311,662	51.39	2.18
	MOMAN						0.00	0.00
	DAPPMA	107,684,823	20,164,293	12,148,499		115,700,617	48.61	2.07
		<b>240,546,997</b>	<b>21,368,795</b>	<b>19,528,999</b>	<b>4,170,012</b>	<b>238,012,279</b>	<b>100</b>	<b>4.25</b>
*KADUNA AREA (ONLY BRIDGED PRODUCT)	NNPC	99,291,244	0	0	15,052,000	79,363,335	100.00	1.42
	MOMAN						0.00	0.00
	DAPPMA						0.00	0.00
		<b>99,291,244</b>	<b>0</b>	<b>0</b>	<b>15,052,000</b>	<b>79,363,335</b>	<b>100</b>	<b>1.42</b>
TOTAL FOR ALL AREAS	NNPC	879,373,270	12,837,249	25,727,500	96,906,298	760,822,027	62.06	13.59
	MOMAN	49,708,139	9,406,571	10,239,903	9,008,048	39,809,262	3.25	0.71
	DAPPMA	460,064,691	28,434,328	48,383,624	14,918,510	425,255,594	34.69	7.59
GRAND TOTAL (LAND BASED)		<b>1,389,146,100</b>	<b>50,678,148</b>	<b>84,351,027</b>	<b>120,832,856</b>	<b>1,225,886,883</b>	<b>100</b>	<b>21.89</b>



## PETROLEUM PRODUCTS PRICING REGULATORY AGENCY

<b>PMS</b>				
			<b>DATE:</b>	<b>12-Jun-2020</b>
	PREVIOUS DAY SUFFICIENCY	STOCK (LTRS)	% LEVEL	DAY SUFFICIENCY
<b>LAND + JETTY STOCK</b>				
<b>NNPC</b>	14.53	823,094,742.02	55%	14.70
<b>MAJOR MARKETERS</b>	1.99	91,572,664.00	6%	1.64
<b>DAPPMA</b>	10.31	576,902,620.00	39%	10.30
<b>TOTAL LAND+JETTY</b>	<b>26.82</b>	<b>1,491,570,026</b>	<b>100%</b>	<b>26.64</b>
<b>MARINE OFFSHORE STOCK</b>				
<b>NNPC</b>	15.26	827,726,285	100%	14.78
<b>MAJOR MARKETERS</b>	0.00	-	0%	0.00
<b>DAPPMA</b>	0.00	-	0%	0.00
<b>TOTAL MARINE</b>	<b>15.26</b>	<b>827,726,285</b>	<b>100%</b>	<b>14.78</b>
<b>TOTAL STOCK</b>				
<b>NNPC</b>	29.79	1,650,821,027	71%	29.48
<b>MAJOR MARKETERS</b>	1.99	91,572,664	4%	1.64
<b>DAPPMA</b>	10.31	576,902,620	25%	10.30
<b>TOTAL STOCK</b>	<b>42.08</b>	<b>2,319,296,311</b>	<b>100%</b>	<b>41.42</b>



## PETROLEUM PRODUCTS PRICING REGULATORY AGENCY

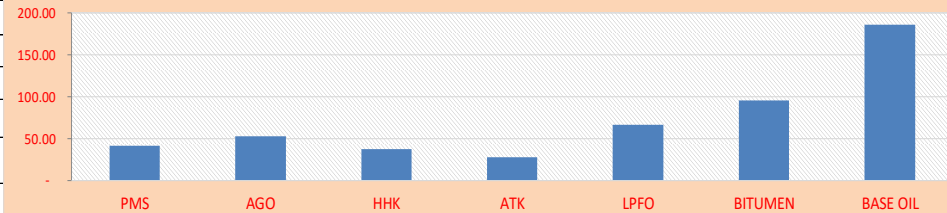
PRODUCT	QUANTITY OFFSHORE			QUANTITY AT BERTH			TOTAL QUANTITY (OFFSHORE & AT BERTH)		
	MT	LITRES	DAYS SUFFICIENCY	MT	LITRES	DAYS SUFFICIENCY	MT	LITRES	DAYS SUFFICIENCY
PMS	617,245.55	827,726,285	14.78	198,123	265,683,143	4.7	815,368.7	1,093,409,428	19.53
AGO	-	-	-	37,282	43,396,026	3.1	37,281.8	43,396,026	3.10
HHK	-	-	-	-	-	-	-	-	-
ATK	-	-	-	-	-	-	-	-	-
LPFO	-	-	0	-	-	-	-	-	-
BITUMEN	-	-	-	3,289.10	3,828,516	14.2	3,289.1	3,828,516	14.18
BASE OIL	-	-	0	-	-	-	-	-	-

### NATIONAL TOTAL PRODUCTS STOCK QUANTITY AND DAYS SUFFICIENCY - LAND+MARINE

11-Jun-2020

	Opening Stock [Land Based (Litres)]	Marine (Litres)	Total (Litres)
PMS	1,225,886,883	1,093,409,428	2,319,296,311
Days Sufficiency	21.89	19.53	41.42
HHK	27,728,673	-	27,728,673
Days Sufficiency	37.47	-	37.47
AGO	693,146,025	43,396,026	736,542,051
Days Sufficiency	49.51	3.10	52.61

### Marine Products Days Sufficiency

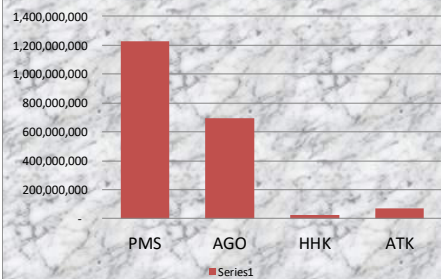


### NATIONAL PRODUCTS STOCK LEVEL (NNPC, MAJORS AND INDEPENDENT MARKETERS)

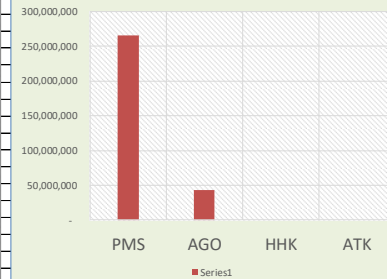
11-Jun-2020

	OPENING STOCK [LAND BASED]		MARINE STOCK QUANTITY AT BERTH [DISCHARGING]		MARINE STOCK QUANTITY AT OFFSHORE		TOTAL [LAND BASED+MARINE] Litres
	QUANTITY (LTRS)	DAYS SUFFICIENCY	QUANTITY (LTRS)	DAYS SUFFICIENCY	QUANTITY (LTRS)	DAYS SUFFICIENCY	
PMS	1,225,886,883	21.89	265,683,143	4.74	827,726,285	14.78	2,319,296,311
AGO	693,146,025	49.51	43,396,026	3.10	-	-	736,542,051
HHK	27,728,673	37.47	-	-	-	-	27,728,673
ATK	68,718,687	22.91	-	-	-	-	68,718,687

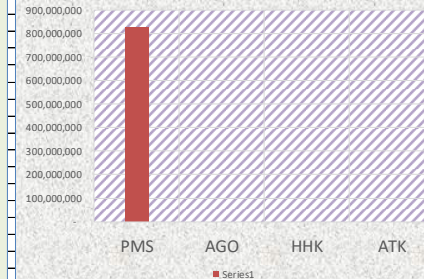
#### OPENING STOCK LEVEL



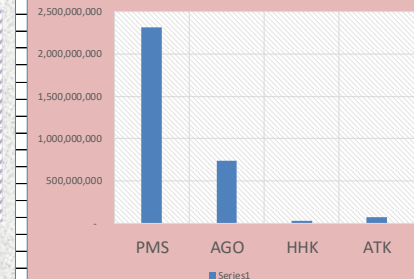
#### MARINE STOCK AT BERTH



#### MARINE STOCK OFFSHORE



#### TOTAL PRODUCT STOCK LEVEL





## PETROLEUM PRODUCTS PRICING REGULATORY AGENCY

DAILY PRODUCTS VESSEL AT BERTH/ DISCHARGING NATIONWIDE					12-Jun-2020
S/No.	Marketer	Vessel	Jetty	STATUS	Arrival Quantity (Litre)
1	PPMC	MT TORNADO EX MT FRONT COUGAR	NOJ	DISCHARGING	<b>24,482,375</b>
2	ARDOVA, TOTAL PLC & OVH	MT JAGUAR	BOP	DISCHARGING	<b>9,701,033</b>
3	NIPCO, OVH & TOTAL PLC	MT HELLAS AVATAR	ASPM	DISCHARGING	<b>42,062,369</b>
4	STALLIONAIRE NIG LTD	MT ADEBOMI 1	INTERGRATED	DISCHARGING	<b>13,364,620</b>
5	A.A. RANO	MT BORA EX MT MT ELAN VITAL	A.A. RANO	DISCHARGING	<b>18,967,325</b>
6	WOSBAB	MT CAPE TEES EX MT ALBURAQ	WOSBAB	DISCHARGING	<b>27,675,200</b>
7	SHORELINK	MT COROMEL EX MT BOW PIONEER	SHORELINK	DISCHARGING	<b>12,721,571</b>
8	NNPC/PPMC	MT STELLAR EX MT BW TAGUS	MACGOBAR	AWAITING ARRIVAL ULLAGE	<b>26,797,089</b>
9	AYM SHAFI	MT AYODEJI EX MT VARDAR/ZONDA	PINNACLE II	DISCHARGING	<b>20,610,060</b>
10	MATRIX	MT MATRIX ASA EX MT UACC RIYADH	MATRIX	DISCHARGING	<b>20,404,490</b>
11	NEPAL	MT HALIMA EX MT NISSOS HERACLEA	NEPAL	DISCHARGING	<b>17,329,210</b>
12	NNPC/PPMC	MT ORCHARD EX MT LEON APPOLLON	PPMC, CALABAR	DISCHARGING	<b>10,993,251</b>
13	BLOKKS	MT SEYMOUR EX MT BW JAGUAR	DOZZY	DISCHARGING	<b>20,574,550</b>
<b>OTHER MARKETERS TOTAL</b>					-
<b>PMS GRAND TOTAL IN LITRE (PPMC &amp; OTHER MARKETERS)</b>					<b>265,683,143</b>



## PETROLEUM PRODUCTS PRICING REGULATORY AGENCY

DAILY PRODUCTS VESSEL AT BERTH/ DISCHARGING NATIONWIDE					12-Jun-2020
<b>AGO</b>					
S/No.	Marketer	Vessel	Jetty	STATUS	Arrival Quantity (Litre)
1	PRUDENT ENERGY	MT ASHABI EX MT MERMAID	FATGBEMS	DISCHARGING	<b>14,925,515</b>
2	KASHTON CONCEPT LTD	MT HYDE EX EX MT BRITISH RESOLUTION	FIRST DEEP MARINE	DISCHARGING	<b>17,707,625</b>
3	RAINOIL	MT WALMER EX EX MT ANEMOS1	RAINOIL	DISCHARGING	<b>10,762,886</b>
<b>AGO TOTAL</b>					<b>43,396,026</b>
<b>BITUMEN</b>					
S/No.	Marketer	Vessel	Jetty	STATUS	Arrival Quantity (Litre)
1	CYBERNETICS	MT SAN BIAGIO	CYBERNETICS	DISCHARGING	<b>3,828,516</b>
<b>BITUMEN TOTAL</b>					<b>3,828,516</b>



## PETROLEUM PRODUCTS PRICING REGULATORY AGENCY

DAILY PMS VESSEL DISCHARGING ON AREA BASIS					12-Jun-2020	
<b>LAGOS AREA</b>						
S/No.	Marketer	Vessel	Jetty	Arrival Quantity (Litres)	STATUS	
1	PPMC	MT TORNADO EX MT FRONT COUGAR	24482375	<b>24,482,375</b>	DISCHARGING	<b>0.44</b>
2	ARDOVA, TOTAL PLC & OVH	MT JAGUAR	9701033	<b>9,701,033</b>	DISCHARGING	<b>0.17</b>
3	NIPCO, OVH & TOTAL PLC	MT HELLAS AVATAR	42062369	<b>42,062,369</b>	DISCHARGING	<b>0.75</b>
4	STALLIONAIRE NIG LTD	MT ADEBOMI 1	13364620	<b>13,364,620</b>	DISCHARGING	<b>0.24</b>
5	A.A. RANO	MT BORA EX MT MT ELAN VITAL	18967325	<b>18,967,325</b>	DISCHARGING	<b>0.34</b>
6	WOSBAB	MT CAPE TEES EX MT ALBURAQ	27675200	<b>27,675,200</b>	DISCHARGING	<b>0.49</b>
NNPC TOTAL				<b>24,482,375</b>		<b>0.44</b>
MOMAN TOTAL				<b>51,763,402</b>		<b>0.92</b>
DAPPMA TOTAL				<b>60,007,145</b>		<b>1.07</b>
<b>PH AREA</b>						
1	SHORELINK	MT COROMEL EX MT BOW PIONEER	SHORELINK	<b>12,721,571</b>	DISCHARGING	<b>0.23</b>
2	NNPC/PPMC	MT STELLAR EX MT BW TAGUS	MACGOBAR	<b>26,797,089</b>	AWAITING ARRIVAL ULAGE	<b>0.48</b>
NNPC TOTAL				<b>26,797,089</b>		<b>0.48</b>
MOMAN TOTAL				-		-
DAPPMA TOTAL				<b>12,721,571</b>		<b>0.23</b>





## PETROLEUM PRODUCTS PRICING REGULATORY AGENCY

CALABAR AREA						
1	NNPC/PPMC	MT ORCHARD EX MT LEON APPOLLON	PPMC, CALABAR	<b>10,993,251</b>	DISCHARGING	<b>0.20</b>
2	BLOKKS	MT SEYMOUR EX MT BW JAGUAR	DOZZY	<b>20,574,550</b>	DISCHARGING	<b>0.37</b>
NNPC TOTAL				<b>10,993,251</b>		<b>0.20</b>
MOMAN TOTAL				-		-
DAPPMA TOTAL				<b>20,574,550</b>		<b>0.37</b>
WARRI/OGHARA AREA						
1	AYM SHAFI	MT AYODEJI EX MT VARDAR/ZONDA	PINNACLE II	<b>20,610,060</b>	DISCHARGING	<b>0.37</b>
2	MATRIX	MT MATRIX ASA EX MT UACC RIYADH	MATRIX	<b>20,404,490</b>	DISCHARGING	<b>0.36</b>
3	NEPAL	MT HALIMA EX MT NISSOS HERACLEA	NEPAL	<b>17,329,210</b>	DISCHARGED	<b>0.31</b>
NNPC TOTAL						-
MOMAN TOTAL						-
DAPPMA TOTAL				<b>58,343,760</b>		<b>1.04</b>
TOTAL FOR ALL AREAS						
NNPC TOTAL @ JETTY				<b>62,272,715</b>		<b>1.11</b>
MOMAN TOTAL @ JETTY				<b>51,763,402</b>		<b>0.92</b>
DAPPMA TOTAL @ JETTY				<b>151,647,026</b>		<b>2.71</b>
GRAND TOTAL (MARINE - @ JETTIES)				<b>265,683,143</b>		<b>4.74</b>
NNPC MARINE @ OFFSHORE				<b>827,726,285</b>		<b>14.78</b>
MOMAN MARINE @ OFFSHORE				-		-
DAPPMA MARINE @ OFFSHORE				-		-



## PETROLEUM PRODUCTS PRICING REGULATORY AGENCY

DAILY PMS PRODUCTS VESSEL OFFSHORE NATIONWIDE						12-Jun-2020
PMS						
S/No.	Marketer	Supplier	Vessel	Arrival Jetty	STATUS	Arrival Quantity (MT)
1	NNPC	NNPC/SAHARA ENERGY	MT PHOENIX HOPE	STS	STS	41,750.248
2	NNPC	NNPC/BONO ENERGY	MT FRONT COUGAR	STS	STS	15,950.000
3	NNPC	NNPC/SAHARA ENERGY	MT LEON APOLLON	STS	STS	20,758.756
4	NNPC	NNPC/BP/AYM SHAFI	MT ELAN VITAL	STS	STS	39,839.800
5	NNPC	NNPC/MERCURIA ENERGY TRADING SA	MT GEM NO. 3	STS	STS	14,875.392
6	NNPC	NNPC/CEPSA - OANDO	MT FRONT PANTHER	STS	STS	90,714.514
7	NNPC	NNPC/MRS OIL & GAS	MT STI STEADFAST	STS	STS	95,258.127
8	NNPC	NNPC/DUKE OIL	MT LR2 POLARIS	STS	STS	43,576.564
9	NNPC	NNPC/GUNVOR/MAIKIFI	MT CLEAROCEAN MATHILDE	STS	STS	38,794.971
10	NNPC	NNPC COASTAL VESSELS	MT ZONDA	WOSBAB	COMPLETED STS	20,055.660
11	NNPC	NNPC COASTAL VESSELS	MT LESTE	NNPC/PPMC	LAGOS ANCHORAGE	35,369.859
12	NNPC	NNPC COASTAL VESSELS	MT NOTUS	STS	COMPLETED STS	8,403.791
13	NNPC	NNPC COASTAL VESSELS	MT LEVANTO	STS	COMPLETED STS	9,981.983
14	NNPC	NNPC COASTAL VESSELS	MT MAESTRO	STS	COMPLETED STS	9,977.687
15	NNPC	NNPC COASTAL VESSELS	MT ADEBOMI 3	STS	COMPLETED STS	23,615.737
16	NNPC	NNPC COASTAL VESSELS	MT KOWIE	NEPAL	COMPLETED STS	7,568.112
17	NNPC	NNPC COASTAL VESSELS	MT SEA PEARL	STS	COMPLETED STS	15,000.000
18	NNPC	NNPC COASTAL VESSELS	MT MATRIX TRIUMPH	MATRIX ENERGY	BONNY ANCHORAGE	22,867.303
19	NNPC	NNPC COASTAL VESSELS	MT AMIF	ALKANES	SEA PASSAGE	14,937.593
20	NNPC	NNPC COASTAL VESSELS	MT NENNE	RAINOIL	COMPLETED STS	18,000.000
21	NNPC	NNPC COASTAL VESSELS	MT ILHAAM	RAINOIL	COMPLETED STS	15,000.000
22	NNPC	NNPC COASTAL VESSELS	MT ST ZEEZEE	AYM SHAFI	COMPLETED STS	14,949.455
<b>PPMC TOTAL</b>						<b>617,245.552</b>
<b>OTHER MARKETERS TOTAL</b>						
<b>PMS GRAND TOTAL (PPMC &amp; OTHER MARKETERS)</b>						<b>617,245.55</b>
					<b>827,726,285</b>	<b>14.78</b>



## PETROLEUM PRODUCTS PRICING REGULATORY AGENCY

DEPOT BY DEPOT [PMS] DAYS SUFFICIENCY							
11-Jun-2020							
	MARKETERS	OPENING	RECIPT	EVACUATION	DEAD STOCK	OPERATIONAL STOCK VALUE	DAYS SUFFICIENCY
N N P C  L A G O S  A R E A	PPMC EJIGBO	9,498,912	9,589	1,163,960	2,781,754	5,563,637	0.10
	PPMC IBADAN (*pls see remark)	48,013,521	-	3,087,000	7,597,520	39,888,005	0.71
	PPMC ILORIN (*pls see remark)	13,368,166	-	818,040	1,801,436	10,755,806	0.19
	PPMC MOSIMI	133,258,578	-	2,108,000	26,422,529	101,842,525	1.82
	PPMC ORE	1,872,984	-	-	1,880,554	7,570	0.00
	AITEO DEPOT ( PPMC THRUPUT )	18,033,032	-	784,992	-	17,248,040	0.31
	AITEO DEPOT (NNPC RETAIL THRUPUT)	614,071	-	-	-	614,071	0.01
	BOVAS (PPMCThrough Put)	240,278	-	-	-	240,278	0.00
	FOLAWIYO (PPMCThrough Put)	59,348,780	-	-	6,357,667	52,991,113	0.95
	NIPCO DEPOT (PPMC Through Put)	193,274	-	-	-	193,274	0.00
	NIPCO DEPOT (NNPC RETAIL Through Put)	732,117	9,422,158	1,215,000	-	8,939,275	0.16
	RAIN OIL (NNPC RETAIL Thruput)	217,298	-	-	-	883,601	-0.02
	11PLC (FORMERLY MOBIL PLC) (PPMC	12,931	-	-	-	215	0.00
	ATLAS COVE	53,278,275	-	-	16,434,000	36,844,275	0.66
		<b>338,221,759</b>	<b>9,431,747</b>	<b>9,176,992</b>	<b>63,275,460</b>	<b>274,229,343</b>	<b>4.90</b>
	MARKETERS	OPENING	RECIPT	EVACUATION	DEAD STOCK	OPERATIONAL STOCK VALUE	DAYS SUFFICIENCY
N N P C  P H  A R E A	TSL PH	5,792,044	-	331,000	-	5,461,044	0.10
	SHORELINK PH	3,252,839	-	825,000	-	2,427,930	0.04
	LIQUID BULK PH	49,623,843	-	1,340,000	-	48,283,843	0.86
	MASTERS ENERGY PH	45,235,996	-	341,000	-	44,894,996	0.80
	STOCKGAP AKWETE	47,095,883	-	1,660,000	-	45,248,212	0.81
	PPMC DEPOT ABA	10,992,000	-	1,068,008	-	9,941,000	0.18
	PPMC DEPOT ENUGU - (OFF SPEC)	9,693,000	-	-	6,028,000	3,665,000	0.07
	PPMC DEPOT MAKURDI	17,566,000	-	-	-	17,566,000	0.31
	PPMC DEPOT PH	3,466,000	2,201,000	1,586,000	1,905,826	2,182,174	0.04
	PHRC	64,966,000	-	-	2,539,000	59,888,000	1.07
	<b>257,683,605</b>	<b>2,201,000</b>	<b>7,151,008</b>	<b>10,472,826</b>	<b>239,558,199</b>	<b>4.28</b>	



## PETROLEUM PRODUCTS PRICING REGULATORY AGENCY

DEPOT BY DEPOT [PMS] DAYS SUFFICIENCY							11-Jun-2020	
	MARKETERS	OPENING	RECIPT	EVACUATION	DEAD STOCK	OPERATIONAL STOCK VALUE	DAYS SUFFICIENCY	
<b>WARRI AREA</b>	CYBERNETICS OGHARA	17,854,029	-	185,000		17,669,029	0.32	
	A & E PET WARRI	2,548,986	-	-		2,548,986	0.05	
	AYM SHAFI ( LANAKA)	5,879,323	-	2,641,000		3,238,323	0.06	
	MATRIX ENERGY WARRI (NNPC RETAIL)	4,664,034	-	2,511,000		2,153,034	0.04	
	NEPAL OGHARA (NNPC)/ACTION ENERGY	3,190,327	-	514,000		2,676,327	0.05	
	OPTIMA KOKO ( NNPC RETAIL)/ PPMC	16,466,534	-	235,000		16,231,534	0.29	
	TAURUS KOKO	11,461,421	-	90,000		11,371,421	0.20	
	RAINOIL OGHARA	23,482	-	-		23,482	0.00	
	PPMC DEPOT WARRI			1,204,502	1,204,500	-	-	0.00
	PPMC DEPOT BENIN - (OFF SPEC)	20,811,038	-	-	-	3,965,512	16,845,526	0.30
	WRPC	49,963,000	-	-	-	204,500	49,554,000	0.88
			<b>132,862,174</b>	<b>1,204,502</b>	<b>7,380,500</b>	<b>4,170,012</b>	<b>122,311,662</b>	<b>2.18</b>
	MARKETERS	OPENING	RECIPT	EVACUATION	DEAD STOCK	OPERATIONAL STOCK VALUE	DAYS SUFFICIENCY	
<b>ZNKADUNA</b>	KADUNA DEPOT	3,845,831	-	-	1,286,000	4,014,991	0.07	
	KANO DEPOT	17,139,659	-	-	1,750,000	7,585,260	0.14	
	MINNA DEPOT	6,343,117	-	-	1,350,000	6,265,097	0.11	
	GOMBE DEPOT	8,819,135	-	-	543,000	8,276,135	0.15	
	JOS DEPOT	16,027,500	-	-	4,307,000	11,924,850	0.21	
	GUSAU DEPOT	1,228,678	-	-	1,572,000	343,322	-0.01	
	SULEJA DEPOT	33,396,000	-	-	1,500,000	31,896,000	0.57	
	YOLA DEPOT	12,016,324	-	-	2,242,000	9,774,324	0.17	
	MAIDUGURI DEPOT	475,000	-	-	502,000	30,000	0.00	
			<b>99,291,244</b>	<b>-</b>	<b>-</b>	<b>15,052,000</b>	<b>79,363,335</b>	<b>1.42</b>
DEPOT BY DEPOT [PMS] DAYS SUFFICIENCY							11-Jun-2020	
	MARKETERS	OPENING	RECIPT	EVACUATION	DEAD STOCK	OPERATIONAL STOCK VALUE	DAYS SUFFICIENCY	
<b>CALABAR</b>	DOZZY OIL CALABAR	8,991,445	-	701,000		8,290,445	0.15	
	MAINLAND CALABAR (PPMC)	10,975,915	-	633,000		10,342,915	0.18	
	NEW CORE ENERGY (DEAD STOCK)	6,374,334	-	120,000		6,254,334	0.11	
	SPECIALTY CALABAR	19,551,056	-	565,000		18,986,056	0.34	
	PPMC DEPOT CALABAR	5,421,738	-	-	-	3,936,000	1,485,738	0.03
			<b>51,314,488</b>	<b>0</b>	<b>2,019,000</b>	<b>3,936,000</b>	<b>45,359,488</b>	<b>0.81</b>
		<b>879,373,270</b>	<b>12,837,249</b>	<b>25,727,500</b>	<b>96,906,298</b>	<b>760,822,027</b>	<b>13.59</b>	



## PETROLEUM PRODUCTS PRICING REGULATORY AGENCY

DEPOT BY DEPOT [PMS] DAYS SUFFICIENCY							11-Jun-2020
	MARKETERS	OPENING	RECIEPT	EVACUATION	DEAD STOCK	OPERATIONAL STOCK VALUE	DAYS SUFFICIENCY
M K T E M A S J O L R A G O S	11PLC (FORMERLY MOBIL PLC)	20,840,421	-	3,406,173	1,170,443	16,263,805	0.29
	CONOIL	14,279,807	-	1,375,000	701,686	12,203,121	0.22
	ARDOVA (FORMERLY FORTE OIL)	5,024,777	-	2,443,000	970,000	1,611,777	0.03
	MRS OIL NIG PLC	1,638,536	-	494,984	495,934	647,618	0.01
	OANDO/ TOTAL JV	1,411,607	4,073,355	667,991	1,237,992	3,579,159	0.06
	OVH ENERGY	2,440,664	-	-	1,602,495	838,169	0.01
	TOTAL APAPA	923,863	5,333,216	1,376,755	1,226,871	3,595,776	0.06
		<b>46,559,675</b>	<b>9,406,571</b>	<b>9,763,903</b>	<b>7,405,421</b>	<b>38,739,425</b>	<b>0.69</b>
M K T M E A R J S O R P H Z	CONOIL PH	3,148,464	-	476,000	1,602,627	1,069,837	0.02
							0.00
							0.00
							0.00
							0.00
							0.00
							0.00
		-	<b>3,148,464</b>	-	<b>476,000</b>	<b>1,602,627</b>	<b>1,069,837</b>
		<b>49,708,139.00</b>	<b>9,406,571.00</b>	<b>10,239,903.00</b>	<b>9,008,048.00</b>	<b>39,809,262.00</b>	<b>0.71</b>



## PETROLEUM PRODUCTS PRICING REGULATORY AGENCY

DEPOT BY DEPOT [PMS] DAYS SUFFICIENCY							11-Jun-2020
	MARKETERS	OPENING	RECIPT	EVACUATION	DEAD STOCK	OPERATIONAL STOCK VALUE	DAYS SUFFICIENCY
D A P P M A  M K T E R S  L A G O S	A.A. RANO	10,091,101	8,270,035	6,316,000	765,000	11,283,236	0.20
	AIPEC	6,595,011	-	491,000	194,228	5,909,783	0.11
	AITEO DEPOT (PMS s HYDE ENERGY pro	19,113,314	-	-	2,291,199	16,822,115	0.30
	ASCON DEPOT	5,160,463	-	1,071,500	-	4,088,963	0.07
	BOVAS DEPOT, LAGOS	5,672,726	-	2,050,000	70,000	3,552,726	0.06
	BOVAS BULK, IBAFON	19,760,767	-	888,000	-	18,880,468	0.34
	CHIPET DEPOT	15,466,538	-	1,511,000	400	13,955,520	0.25
	DEE JONES DEPOT	10,729,677	-	826,000	701,686	9,193,757	0.16
	EMADEB ENERGY DEPOT	11,912,729	-	1,169,000	1,121,145	9,624,042	0.17
	ETERNA DEPOT	12,689,166	-	225,000	300,000	12,166,350	0.22
	FATGBEMS DEPOT	3,378,401	-	423,000	-	2,955,302	0.05
	FIRST ROYAL DEPOT	11,262,464	-	1,474,000	-	9,788,243	0.17
	FOLAWIYO	883,049	-	648,000	-	238,340	0.00
	GULF TREASURES	13,772,956	-	577,000	-	13,195,897	0.24
	HEYDEN	272,085	-	-	-	272,085	0.00
	HONEYWELL DEPOT (PMS is TOTAL PLC	384,814	-	-	300,708	84,106	0.00
	INTEGRATED OIL & GAS	16,772,330	-	154,000	1,300,000	15,318,196	0.27
	MENJ OIL DEPOT	11,842,564	-	576,000	1,800,000	9,466,564	0.17
	MRS OIL AND GAS LTD.	40,966,718	-	-	1,909,276	39,057,442	0.70
	NIPCO DEPOT	5,509,207	-	4,813,119	2,400,000	1,656,599	-0.03
	OBAT DEPOT, LAGOS	10,961,786	-	735,000	-	10,228,628	0.18
	OCEAN PRIDE DEPOT	7,674,744	-	-	-	7,674,744	0.14
	RAHAMANIYYA DEPOT	7,673	-	-	-	7,673	0.00
	RAIN OIL	7,016,529	-	1,916,000	600,000	4,498,512	0.08
	STALLIONAIRE	359,872	-	-	-	359,872	0.01
	STAR SYNERGY DEPOT	22,406,418	-	1,877,000	110,535	20,418,883	0.36
	SWIFT DEPOT	22,017,954	-	2,045,000	154,333	19,807,621	0.35
WOSBAB	1,440,005	-	568,000	900,000	36,447	0.00	
		<b>294,121,061</b>	<b>8,270,035</b>	<b>30,353,619</b>	<b>14,918,510</b>	<b>257,156,022</b>	<b>4.59</b>

