



PETROLEUM PRODUCTS PRICING REGULATORY AGENCY



PETROLEUM PRODUCTS STOCK DATA

18TH JULY 2020



PETROLEUM PRODUCTS PRICING REGULATORY AGENCY

PETROLEUM PRODUCTS STOCK/DAYS SUFFICIENCY (AM REPORT)					19-Jul-2020		
	PMS	HHK	AGO	ATK	LPFO	BITUMEN	BASE OIL
LAND BASED STOCK (LTRS)	1,120,944,821	38,671,444	587,107,669	52,410,152	13,513,653	10,749,058	51,144,984
MARINE STOCK (LTRS)	396,060,676	-	89,004,749	19,220,054	-	-	-
TOTAL STOCK (LTRS)	1,517,005,497	38,671,444	676,112,418	71,630,206	13,513,653	10,749,058	51,144,984
Land Based (Days)	20.02	52.26	41.94	17.47	48.26	39.81	138.23
Marine (Days)	7.07	0.00	6.36	6.41	0.00	0.00	0.00
Total (Days)	27.09	52.26	48.29	23.88	48.26	39.81	138.23
<p><small>* NOTE: National Average Daily Evacuation/Truck-out figures are as follows:</small></p> <p><small>PMS: 56Mltrs/day; AGO: 14Mltrs/day, DPK/HHK: 0.74Mltrs/day, ATK: 3Mltrs/day, LPFO: 0.28Mltrs/day, Base Oil: 0.37Mltrs/day, Bitumen: 0.27Mltrs/day (Projection for Q4, 2019)</small></p>							



PETROLEUM PRODUCTS PRICING REGULATORY AGENCY

NATIONAL INLAND PRODUCTS STOCK:						18-Jul-2020		
PRODUCT	OPENING STOCK	PRODUCT RECEIPT	EVACUATION	DEAD STOCK	CLOSING STOCK (Operational value)	NATIONAL AVERAGE DAILY CONSUMPTION	DAYS SUFFICIENCY	PREVIOUS DAYS SUFFICIENCY
PMS	1,274,161,456	25,078,043	39,043,476	120,267,356	1,120,944,821	56,000,000	20.02	20.47
AGO	644,247,651	0	7,339,516	50,281,692	587,107,669	14,000,000	41.94	42.47
HHK	48,386,584	0	0	11,232,316	38,671,444	740,000	52.26	52.26
ATK	59,997,585	0	294,000	7,292,401	52,410,152	3,000,000	17.47	17.57
LPFO	15,773,457	0	2,005,000	254,804	13,513,653	280,000	48.26	55.42
BITUMEN	11,578,951	0	253,250	576,643	10,749,058	270,000	39.81	40.75
BASE OIL	52,172,723	0	0	1,027,739	51,144,984	370,000	138.23	138.23
NATIONAL INLAND PMS STOCK LEVEL - NNPC & OTHER MARKETERS						18-Jul-2020		
AREA	COMPANY	OPENING STOCK	PRODUCT RECEIPT (LTRS)	EVACUATION (LTRS)	DEAD STOCK (LTRS)	CLOSING STOCK (LTRS)	CONTRIBUTION (%)	DAYS SUFFICIENCY
LAGOS AREA	NNPC	273,185,341	8,378,587	4,345,981	63,275,460	204,244,460	43.88	3.65
	MOMAN	64,243,841	12,905,907	7,623,884	7,405,421	62,119,017	13.34	1.11
	DAPPMA	228,509,411	3,016,547	17,469,893	14,918,510	199,132,905	42.78	3.56
		565,938,593	24,301,041	29,439,758	85,599,391	465,496,382	100	8.31
PORT-HARCOURT AREA	NNPC	187,326,949	0	881,039	10,111,826	174,156,084	94.45	3.11
	MOMAN	1,783,668	0	0	1,602,627	181,041	0.10	0.00
	DAPPMA	10,048,514	0	0	0	10,048,514	5.45	0.18
		199,159,131	0	881,039	11,714,453	184,385,639	100	3.29
CALABAR AREA	NNPC	26,878,569	0	0	3,936,000	22,942,569	16.69	0.41
	MOMAN						0.00	0.00
	DAPPMA	115,818,945	0	1,260,000		114,559,646	83.31	2.05
		142,697,514	0	1,260,000	3,936,000	137,502,215	100	2.46
WARRI AREA	NNPC	92,575,188	777,002	777,000	3,965,512	88,609,676	36.28	1.58
	MOMAN						0.00	0.00
	DAPPMA	162,319,126	0	6,685,679		155,633,447	63.72	2.78
		254,894,314	777,002	7,462,679	3,965,512	244,243,123	100	4.36
*KADUNA AREA (ONLY BRIDGED PRODUCT)	NNPC	111,471,904	0	0	15,052,000	89,317,462	100.00	1.59
	MOMAN						0.00	0.00
	DAPPMA						0.00	0.00
		111,471,904	0	0	15,052,000	89,317,462	100	1.59
TOTAL FOR ALL AREAS	NNPC	691,437,951	9,155,589	6,004,020	96,340,798	579,270,251	51.68	10.34
	MOMAN	66,027,509	12,905,907	7,623,884	9,008,048	62,300,058	5.56	1.11
	DAPPMA	516,695,996	3,016,547	25,415,572	14,918,510	479,374,512	42.77	8.56
GRAND TOTAL (LAND BASED)	1,274,161,456	25,078,043	39,043,476	120,267,356	1,120,944,821	100	20.02	



PETROLEUM PRODUCTS PRICING REGULATORY AGENCY

PMS				
			DATE:	19-Jul-2020
	PREVIOUS DAY SUFFICIENCY	STOCK (LTRS)	% LEVEL	DAY SUFFICIENCY
LAND + JETTY STOCK				
NNPC	10.49	579,270,251.00	48%	10.34
MAJOR MARKETERS	1.89	78,604,473.00	7%	1.40
DAPPMA	9.40	536,804,120.00	45%	9.59
TOTAL LAND+JETTY	21.78	1,194,678,844	100%	21.33
MARINE OFFSHORE STOCK				
NNPC	6.12	322,326,653	100%	5.76
MAJOR MARKETERS	0.00	-	0%	0.00
DAPPMA	0.00	-	0%	0.00
TOTAL MARINE	6.12	322,326,653	100%	5.76
TOTAL STOCK				
NNPC	16.61	901,596,904	59%	16.10
MAJOR MARKETERS	1.89	78,604,473	5%	1.40
DAPPMA	9.40	536,804,120	35%	9.59
TOTAL STOCK	27.90	1,517,005,497	100%	27.09

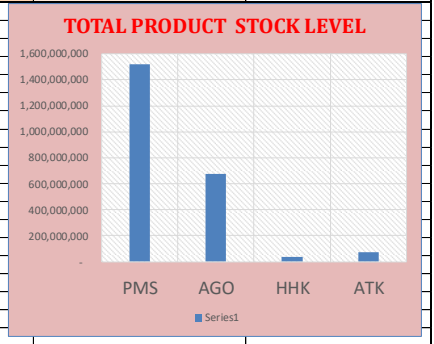
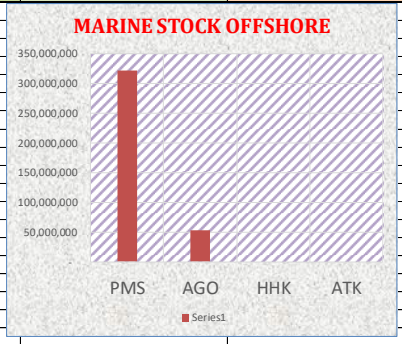
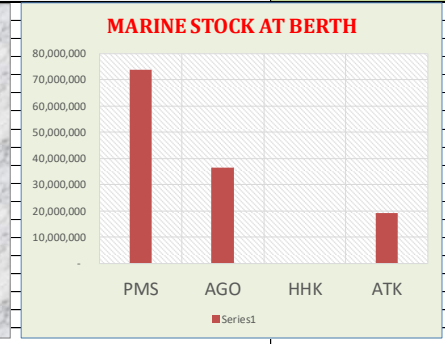
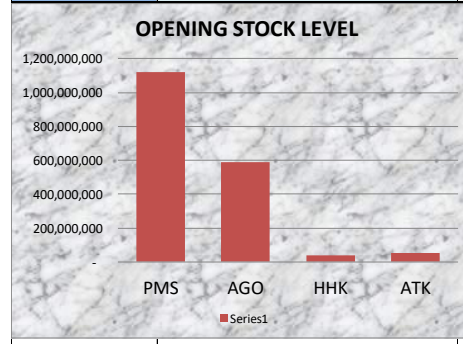


PETROLEUM PRODUCTS PRICING REGULATORY AGENCY

NATIONAL MARINE PRODUCTS STOCK LEVEL (NNPC, MAJORS AND INDEPENDENT MARKETERS)								19-Jul-2020		
PRODUCT	QUANTITY OFFSHORE			QUANTITY AT BERTH			TOTAL QUANTITY (OFFSHORE & AT BERTH)			
	MT	LITRES	DAYS SUFFICIENCY	MT	LITRES	DAYS SUFFICIENCY	MT	LITRES	DAYS SUFFICIENCY	
PMS	240,362.90	322,326,653	5.76	54,984	73,734,023	1.3	295,347.3	396,060,676	7.07	
AGO	45,016.02	52,398,652	3.74	31,449	36,606,097	2.6	76,464.6	89,004,749	6.36	
HHK	-	-	-	-	-	-	-	-	-	
ATK	-	-	-	15,600.69	19,220,054	6.4	15,600.7	19,220,054	6.41	
LPFO	-	-	0	-	-	-	-	-	-	
BITUMEN	-	-	-	-	-	-	-	-	-	
BASE OIL	-	-	0	-	-	-	-	-	-	

NATIONAL TOTAL PRODUCTS STOCK QUANTITY AND DAYS SUFFICIENCY - LAND+MARINE				18-Jul-2020		
	Opening Stock [Land Based (Litres)]	Marine (Litres)	Total (Litres)	Marine Products Days Sufficiency		
PMS	1,120,944,821	396,060,676	1,517,005,497			
Days Sufficiency	20.02	7.07	27.09			
HHK	38,671,444	-	38,671,444			
Days Sufficiency	52.26	-	52.26			
AGO	587,107,669	89,004,749	676,112,418			
Days Sufficiency	41.94	6.36	48.29			
ATK	51,144,984	-	51,144,984			

NATIONAL PRODUCTS STOCK LEVEL (NNPC, MAJORS AND INDEPENDENT MARKETERS)							18-Jul-2020	
	OPENING STOCK [LAND BASED]		MARINE STOCK QUANTITY AT BERTH [DISCHARGING]		MARINE STOCK QUANTITY AT OFFSHORE		TOTAL [LAND BASED+MARINE] Litres	
	QUANTITY (LTRS)	DAYS SUFFICIENCY	QUANTITY (LTRS)	DAYS SUFFICIENCY	QUANTITY (LTRS)	DAYS SUFFICIENCY		
PMS	1,120,944,821	20.02	73,734,023	1.32	322,326,653	5.76	1,517,005,497	
AGO	587,107,669	41.94	36,606,097	2.61	52,398,652	3.74	676,112,418	
HHK	38,671,444	52.26	-	-	-	-	38,671,444	
ATK	51,144,984	17.05	19,220,054	6.41	-	-	70,365,038	





PETROLEUM PRODUCTS PRICING REGULATORY AGENCY

DAILY PRODUCTS VESSEL AT BERTH/ DISCHARGING NATIONWIDE					19-Jul-2020
S/No.	Marketer	Vessel	Jetty	STATUS	Arrival Quantity (Litre)
1	BOVAS	MT TORNADO EX MT HYDE	BOVAS	DISCHARGING	4,572,136
2	OVH & ARDOVA	MT STRIMON	ASPM	DISCHARGING	4,228,367
3	NIPCO, 11 PLC, MRS , CONOIL	MT MERMAID EX MT MATRIX	PWA	DISCHARGING	28,581,286
4	A.A. RANO	MT KINGIS EX MT CHAPEL	A.A. RANO	DISCHARGING	20,221,046
5	AYM SHAFA	MT CAPT GREGORY EX MT CHAPEL	PINNACLE II	DISCHARGING	20,372,807
OTHER MARKETERS TOTAL					-
PMS GRAND TOTAL IN LITRE (PPMC & OTHER MARKETERS)					57,602,835



PETROLEUM PRODUCTS PRICING REGULATORY AGENCY

DAILY PRODUCTS VESSEL AT BERTH/ DISCHARGING NATIONWIDE					19-Jul-2020
AGO					
S/No.	Marketer	Vessel	Jetty	STATUS	Arrival Quantity (Litre)
1	NEPAL	MT ROSEMARY EX NAVIG8 PROSPERITY	NEPAL	DISCHARGING	5,871,541
2	NIPCO	MT DOVER EX MT BRITISH RESTRAINT	NIPCO	DISCHARGING	7,108,506
3	WOSBAB	MT OSTRIA EX NAVIGATE PROSPERITY	WOSBAB	DISCHARGING	11,986,050
4	RAINOIL	MT ST WALGA EX NORSTAR	RAINOIL	MT ST WALGA EX NORSTAR	5,820,000
5	OVH	MT. WEYMOUTH	RAINOIL	MT. WEYMOUTH	5,820,000
AGO TOTAL					36,606,097
ATK					
S/No.	Marketer	Vessel	Jetty	STATUS	Arrival Quantity (Litre)
1	PETROSPECT LTD & 2015 PET INV LTD	MT WESLEY EX MT JO ROWAN	IBRU	DISCHARGING	13,060,054
2	LEIGHTON	MT HYDE EX MT STI SLOANE	IBRU	AWAITING PRE ARRIVAL ULLAGE	6,160,000
ATK TOTAL					19,220,054



PETROLEUM PRODUCTS PRICING REGULATORY AGENCY

DAILY PMS VESSEL DISCHARGING ON AREA BASIS					19-Jul-2020	
LAGOS AREA						
S/No.	Marketer	Vessel	Jetty	Arrival Quantity (Litres)	STATUS	
1	BOVAS	MT TORNADO EX MT HYDE	BOVAS	5,458,968	DISCHARGING	0.10
2	OVH & ARDOVA	MT STRIMON	ASPM	4,572,136	DISCHARGING	0.08
3	NIPCO, 11 PLC, MRS , CONOIL	MT MERMAID EX MT MATRIX	PWA	11,732,279	DISCHARGING	0.21
4	A.A. RANO	MT KINGIS EX MT CHAPEL	A.A. RANO	31,597,833	DISCHARGING	0.56
NNPC TOTAL				-		-
MOMAN TOTAL				16,304,415		0.29
DAPPMA TOTAL				37,056,801		0.66
WARRI/OGHARA AREA						
1	AYM SHAFI	MT CAPT GREGORY EX MT CHAPEL	PINNACLE II	20,372,807	DISCHARGING	0.36
NNPC TOTAL				-		-
MOMAN TOTAL				-		-
DAPPMA TOTAL				20,372,807		0.36
TOTAL FOR ALL AREAS						
				-		-
NNPC TOTAL @ JETTY				-		-
MOMAN TOTAL @ JETTY				16,304,415		0.29
DAPPMA TOTAL @ JETTY				57,429,608		1.03
GRAND TOTAL (MARINE - @ JETTIES)				73,734,023		1.32
NNPC MARINE @ OFFSHORE				322,326,653		5.76



PETROLEUM PRODUCTS PRICING REGULATORY AGENCY

DAILY PMS PRODUCTS VESSEL OFFSHORE NATIONWIDE						19-Jul-2020
PMS						
S/No.	Marketer	Supplier	Vessel	Arrival Jetty	STATUS	Arrival Quantity (MT)
1	NNPC	NNPC/MRS OIL & GAS	MT RED EAGLE	STS	STS	45,023.208
2	NNPC	NNPC/MOCOH SA	MT ION M	STS	STS/APAPA	29,981.767
3	NNPC	NNPC/MATRIX/LEVENE	MT GEM NO. 3	STS	STS	29,981.767
4	NNPC	NNPC/BONO ENERGY	JO REDWOOD	STS	STS	59,925.294
5	NNPC	NNPC COASTAL VESSELS	MT LEVANTO	TAURUS	COMPLETED STS	7,957.000
6	NNPC	NNPC COASTAL VESSELS	MT LESTE	CHIPET	COMPLETED STS	15,525.287
7	NNPC	NNPC COASTAL VESSELS	MT STELLAR	CHIPET	COMPLETED STS	15,092.241
8	NNPC	NNPC COASTAL VESSELS	MT SEYMOUR	FRADRO	ESCRAVOS FWB	14,969.827
9	NNPC	NNPC COASTAL VESSELS	MT MATRIX S. ILU	MATRIX	COMPLETED STS	6,963.605
10	NNPC	NNPC COASTAL VESSELS	MT ST ILHAAM	RAINOIL	STS IN PROGRESS	14,942.907
PPMC TOTAL						240,362.903
OTHER MARKETERS TOTAL						
PMS GRAND TOTAL (PPMC & OTHER MARKETERS)						240,362.90
					322,326,653	5.76



PETROLEUM PRODUCTS PRICING REGULATORY AGENCY

DEPOT BY DEPOT [PMS] DAYS SUFFICIENCY							18-Jul-2020
	MARKETERS	OPENING	RECIPT	EVACUATION	DEAD STOCK	OPERATIONAL STOCK VALUE	DAYS SUFFICIENCY
N N P C L A G O S A R E A	PPMC EIJGBO	10,180,990	2,350,508	676,960	2,781,754	9,019,970	0.16
	PPMC IBADAN (*pls see remark)	44,181,605	-	1,869,000	7,597,520	36,517,061	0.65
	PPMC ILORIN (*pls see remark)	18,911,062	-	571,020	1,801,436	16,881,351	0.30
	PPMC MOSIMI	81,583,147	6,028,079	1,084,000	26,422,529	57,685,279	1.03
	PPMC ORE	1,872,984	-	-	1,880,554	7,570	0.00
	AITEO DEPOT (PPMC THRUPUT)	8,084,044	-	145,001	-	7,939,043	0.14
	AITEO DEPOT (NNPC RETAIL THRUPUT)	15,125,886	-	-	-	15,125,886	0.27
	BOVAS (PPMCThrough Put)	240,278	-	-	-	240,278	0.00
	FOLAWIYO (PPMCThrough Put)	50,988,538	-	-	6,357,667	44,631,762	0.80
	NIPCO DEPOT (PPMC Through Put)	55,267	-	-	-	55,267	0.00
	NIPCO DEPOT (NNPC RETAIL Through Put)	139,316	-	-	-	139,316	0.00
	RAIN OIL (NNPC RETAIL Thruput)	183,020	-	-	-	883,601	-0.02
	11PLC (FORMERLY MOBIL PLC) (PPMC T	5,353	-	-	-	5,353	0.00
	ATLAS COVE	41,999,891	-	-	16,434,000	16,895,065	0.30
		273,185,341	8,378,587	4,345,981	63,275,460	204,244,460	3.65
	MARKETERS	OPENING	RECIPT	EVACUATION	DEAD STOCK	OPERATIONAL STOCK VALUE	DAYS SUFFICIENCY
N N P C P H A R E A	SHORELINK PH	4,268,431	-	-	-	4,268,431	0.08
	TSL PH	12,778,056	-	-	-	12,778,056	0.23
	LIQUID BULK PH	45,463,062	-	-	-	45,463,062	0.81
	MASTERS ENERGY PH	40,806,987	-	-	-	40,806,987	0.73
	STOCKGAP AKWETE	22,295,413	-	-	-	22,295,413	0.40
	PPMC DEPOT ABA	6,765,000	-	-	-	6,765,000	0.12
	PPMC DEPOT ENUGU - (OFF SPEC)	12,307,000	-	-	6,028,000	6,279,000	0.11
	PPMC DEPOT MAKURDI	17,718,000	-	-	-	17,718,000	0.32
	PPMC DEPOT PH	3,384,000	-	-	881,039	1,905,826	0.01
	PHRC	21,541,000	-	-	-	2,178,000	0.31
		187,326,949	-	881,039	10,111,826	174,156,084	3.11



PETROLEUM PRODUCTS PRICING REGULATORY AGENCY

DEPOT BY DEPOT [PMS] DAYS SUFFICIENCY							18-Jul-2020	
	MARKETERS	OPENING	RECIPT	EVACUATION	DEAD STOCK	OPERATIONAL STOCK VALUE	DAYS SUFFICIENCY	
N N P C W A R R I A R E A	A & E PET WARRI	2,098,986	-	-		2,098,986	0.04	
	CYBERNETICS OGHARA	6,890,400	-	-		6,890,400	0.12	
	MATRIX ENERGY WARRI	2,668,224	-	-		2,668,224	0.54	
	NEPAL OGHARA (NNPC)/ACTION ENERG	6,070,299	-	-		6,070,299	0.54	
	OPTIMA KOKO	5,638,945	-	-		5,638,945	0.54	
	RAINOIL OGHARA	23,482	-	-		23,482	0.54	
	TAURUS KOKO	7,958,624	-	-		7,958,624	0.54	
	PPMC DEPOT WARRI			777,002	777,000	-	-	0.54
	PPMC DEPOT BENIN - (OFF SPEC)	20,807,228	-	-		3,965,512	16,841,716	0.54
	WRPC	40,419,000	-	-		-	40,419,000	0.72
		92,575,188	777,002	777,000		3,965,512	88,609,676	1.58
	MARKETERS	OPENING	RECIPT	EVACUATION	DEAD STOCK	OPERATIONAL STOCK VALUE	DAYS SUFFICIENCY	
N N P C Z O N E K A D U N A	KADUNA DEPOT	9,756,564	-	-	1,286,000	9,955,747	0.18	
	KANO DEPOT	19,271,503	-	-	1,750,000	7,585,260	0.14	
	MINNA DEPOT	6,343,117	-	-	1,350,000	6,265,097	0.11	
	GOMBE DEPOT	10,274,003	-	-	543,000	9,731,003	0.17	
	JOS DEPOT	17,665,740	-	-	4,307,000	13,438,378	0.24	
	GUSAU DEPOT	1,218,085	-	-	1,572,000	353,915	-0.01	
	SULEJA DEPOT	33,856,000	-	-	1,500,000	32,356,000	0.58	
	YOLA DEPOT	12,611,892	-	-	2,242,000	10,369,892	0.19	
	MAIDUGURI DEPOT	475,000	-	-	502,000	30,000	0.00	
		111,471,904	-	-	15,052,000	89,317,462	1.59	
C A L A B A N N P C A R E A	DOZZY OIL CALABAR	8,825,259	-	-		8,825,259	0.16	
	MAINLAND CALABAR (PPMC)	1,664	-	-		1,664	0.00	
	NEW CORE ENERGY (DEAD STOCK)	2,695	-	-		2,695	0.00	
	SPECIALTY CALABAR	3,695,036	-	-		3,695,036	0.07	
	PPMC DEPOT CALABAR	14,353,915	-	-		3,936,000	10,417,915	0.19
		26,878,569	0	0	3,936,000	22,942,569	0.41	
		691,437,951	9,155,589	6,004,020	96,340,798	579,270,251	10.34	



PETROLEUM PRODUCTS PRICING REGULATORY AGENCY

DEPOT BY DEPOT [PMS] DAYS SUFFICIENCY							18-Jul-2020
	MARKETERS	OPENING	RECIPT	EVACUATION	DEAD STOCK	OPERATIONAL STOCK VALUE	DAYS SUFFICIENCY
M K T E M R A S J O L R A G O S	11PLC (FORMERLY MOBIL PLC)	7,144,472	-	-	1,170,443	5,974,029	0.11
	CONOIL	4,965,635	-	-	701,686	4,263,949	0.08
	ARDOVA (FORMERLY FORTE OIL)	8,377,929	7,503,912	1,495,923	970,000	13,415,918	0.24
	MRS OIL NIG PLC	1,207,668	5,401,995	-	495,934	6,113,729	0.11
	OANDO/ TOTAL JV	9,577,338	-	2,319,960	1,237,992	6,017,960	0.11
	OVH ENERGY	15,974,059	-	2,884,000	1,602,495	11,487,564	0.21
	TOTAL APAPA	16,996,740	-	924,001	1,226,871	14,845,868	0.27
		64,243,841	12,905,907	7,623,884	7,405,421	62,119,017	1.11
M K T M E A R J S O R P H Z	CONOIL PH	1,783,668	-	-	1,602,627	181,041	0.00
							0.00
							0.00
							0.00
							0.00
							0.00
							0.00
		-	1,783,668	-	-	1,602,627	181,041
		66,027,509.00	12,905,907.00	7,623,884.00	9,008,048.00	62,300,058.00	1.11



PETROLEUM PRODUCTS PRICING REGULATORY AGENCY

DEPOT BY DEPOT [PMS] DAYS SUFFICIENCY							18-Jul-2020	
	MARKETERS	OPENING	RECIPT	EVACUATION	DEAD STOCK	OPERATIONAL STOCK VALUE	DAYS SUFFICIENCY	
D A P P M A M K T E R S L A G O S	A.A. RANO	14,990,939	-	4,175,000	765,000	10,048,828	0.18	
	AIPEC	3,084,904	-	-	194,228	2,890,676	0.05	
	AITEO DEPOT (PMS s HYDE ENERGY prod	21,035,665	-	3,449,400	2,291,199	15,295,066	0.27	
	ASCOP DEPOT	19,602,630	-	-	-	19,602,630	0.35	
	BOVAS DEPOT, LAGOS	12,329,822	-	2,485,000	70,000	9,777,197	0.17	
	BOVAS BULK, IBAFON	4,062,272	-	-	-	4,059,707	0.07	
	CHIPET DEPOT	154,665	-	132,000	400	22,596	0.00	
	DEE JONES DEPOT	630,095	-	-	701,686	71,591	0.00	
	EMADEB ENERGY DEPOT	12,437,163	-	498,000	1,121,145	10,820,371	0.19	
	ETERNA DEPOT	544,425	-	-	300,000	244,425	0.00	
	FATGBEMS DEPOT	2,729,920	-	583,000	-	2,147,154	0.04	
	FIRST ROYAL DEPOT	5,167,213	-	1,117,000	-	4,049,471	0.07	
	FOLAWIYO	4,383,743	-	322,000	-	4,061,743	0.07	
	GULF TREASURES	21,081,699	-	-	-	21,081,699	0.38	
	HEYDEN	565,330	-	-	-	565,330	0.01	
	HONEYWELL DEPOT (PMS is TOTAL PLC	2,684,907	-	-	300,708	2,384,199	0.04	
	INTEGRATED OIL & GAS	9,072,575	-	-	1,300,000	7,772,575	0.14	
	MENJ OIL DEPOT	814,182	-	-	1,800,000	985,818	-0.02	
	MRS OIL AND GAS LTD.	36,989,676	-	44,994	1,909,276	35,035,406	0.63	
	NIPCO DEPOT	1,210,921	3,016,547	1,023,499	2,400,000	801,368	0.01	
	OBAT DEPOT, LAGOS	2,298,370	-	-	-	2,298,370	0.04	
	OCEAN PRIDE DEPOT	4,811,446	-	-	-	4,811,446	0.09	
	RAHAMANIYYA DEPOT	7,673	-	-	-	7,673	0.00	
	RAIN OIL	8,477,970	-	1,907,000	600,000	5,969,046	0.11	
	STALLIONAIRE	359,872	-	-	-	359,872	0.01	
	STAR SYNERGY DEPOT	11,029,330	-	1,733,000	110,535	9,185,795	0.16	
	SWIFT DEPOT	273,388	-	-	154,333	119,055	0.00	
	WOSBAB	27,678,616	-	-	900,000	26,778,616	0.48	
			228,509,411	3,016,547	17,469,893	14,918,510	199,132,905	3.56



PETROLEUM PRODUCTS PRICING REGULATORY AGENCY

DEPOT BY DEPOT [PMS] DAYS SUFFICIENCY							18-Jul-2020	
	MARKETERS	OPENING	RECIPT	EVACUATION	DEAD STOCK	OPERATIONAL STOCK VALUE	DAYS SUFFICIENCY	
D A P P M A M K T E R S P H / C A L A B A R / W A R R I	ALKANES CALABAR	14,979,144	-	-		14,979,144	0.27	
	FYNEFIELD DEPOT CALABAR	29,675,406	-	1,125,000		28,551,107	0.51	
	HYDE CALABAR	19,201,811	-	-		19,201,811	0.34	
	MAINLAND CALABAR	14,500,768	-	135,000		14,365,768	0.26	
	NORTHWEST CALABAR	20,406,929	-	-		20,406,929	0.36	
	ROSA MYSTICA CALABAR	11,872,981	-	-		11,872,981	0.21	
	BLOKKS	2,696,872	-	-		2,696,872	0.05	
	UGO-HANNAH CALABAR	2,485,034	-	-		2,485,034	0.04	
		115,818,945	-	1,260,000	-	114,559,646	2.05	
		MARKETERS	OPENING	RECIPT	EVACUATION	DEAD STOCK	OPERATIONAL STOCK VALUE	DAYS SUFFICIENCY
	EVER OIL PH	3,420,816	-	-		3,420,816	0.06	
	STOCKGAP AKWETE	210,000	-	-		210,000	0.00	
	AVIDOR PH	1,136,092	-	-		1,136,092	0.02	
	SHORELINK PH	5,281,606	-	-	-	5,281,606	0.09	
		10,048,514	-	-	-	10,048,514	0.18	
		MARKETERS	OPENING	RECIPT	EVACUATION	DEAD STOCK	OPERATIONAL STOCK VALUE	DAYS SUFFICIENCY
	AYM SHAFI (LANAKA)	12,279,429	-	-	3,064,000		9,215,429	0.16
	MATRIX ENERGY WARRI	46,839,373	-	-	-		46,839,373	0.84
	NEPAL OGHARA	6,852,971	-	-	-		6,852,971	0.12
PINNACLE WARRI	17,374,391	-	-	151,587		17,222,804	0.31	
PRUDENT OGHARA	20,314,984	-	-	1,631,000		18,683,984	0.33	
RAINOIL OGHARA	13,074,197	-	-	1,360,092		11,714,105	0.21	
SYNOD WARRI(KEONAMAX)	18,376,097	-	-	479,000		17,897,097	0.32	
A & E PET WARRI	27,207,684	-	-	-		27,207,684	0.49	
	162,319,126	-	-	6,685,679	-	155,633,447	2.78	
	Sub-Total	516,695,996	3,016,547	25,415,572	14,918,510	479,374,512	8.56	
GRAND TOTAL		1,274,161,456	25,078,043	39,043,476	120,267,356	1,120,944,821	20.02	