



## PETROLEUM PRODUCTS PRICING REGULATORY AGENCY



## **PETROLEUM PRODUCTS STOCK DATA**

**5TH JULY 2020**



## PETROLEUM PRODUCTS PRICING REGULATORY AGENCY

PETROLEUM PRODUCTS STOCK/DAYS SUFFICIENCY (AM REPORT)					6-Jul-2020		
	PMS	HHK	AGO	ATK	LPFO	BITUMEN	BASE OIL
LAND BASED STOCK (LTRS)	1,430,644,159	37,588,400	672,924,849	77,831,945	17,410,923	14,695,800	51,095,952
MARINE STOCK (LTRS)	348,981,301	9,284,596	71,666,015	-	4,499,666	-	6,700,083
TOTAL STOCK (LTRS)	1,779,625,460	46,872,996	744,590,864	77,831,945	21,910,589	14,695,800	57,796,035
Land Based (Days)	25.55	50.80	48.07	25.94	62.18	54.43	138.10
Marine (Days)	6.23	12.55	5.12	0.00	16.07	0.00	18.11
Total (Days)	31.78	63.34	53.19	25.94	78.25	54.43	156.21
* NOTE: National Average Daily Evacuation/Truck-out figures are as follows:							
PMS: 56Mltrs/day; AGO: 14Mltrs/day, DPK/HHK: 0.74Mltrs/day, ATK: 3Mltrs/day, LPFO: 0.28Mltrs/day, Base Oil: 0.37Mltrs/day, Bitumen: 0.27Mltrs/day (Projection for Q4, 2019)							



## PETROLEUM PRODUCTS PRICING REGULATORY AGENCY

NATIONAL INLAND PMS STOCK FOR NNPC DOWNSTREAM MEETING:						5-Jul-2020
PRODUCT	OPENING STOCK	PRODUCT RECEIPT	EVACUATION	DEAD STOCK	CLOSING STOCK (Operational value)	
<b>PMS</b>	<b>1,535,316,335</b>	<b>40,344,381</b>	<b>4,653,973</b>	<b>119,100,358</b>	<b>1,430,644,159</b>	CONFIRMED STOCK
1	11 PLC & ARDOVA	MT ATLANTIC CROWN	BOP	DISCHARGING	<b>20,340,300</b>	UNCONFIRMED STOCK
2	NIPCO , OVH & TOTAL	MT NORD SUPREME	ASPM	DISCHARGING	<b>16,137,542</b>	UNCONFIRMED STOCK
3	WOSBAB	MT KOWIE EX MT ZONDA EX MT EXTERNAL SUNSHINE	WOSBAB	COMPLETED DISCHARGE	<b>10,099,097</b>	UNCONFIRMED STOCK
4	NNPC/PPMC	MT NOTUS EX MT SEA HORSE EX MT PALAWAN STAR/MT NOTUS EX MT ZONDA EX MT CAPE TEES	NNPC JETTY CALABAR	DISCHARGING	<b>10,637,153</b>	UNCONFIRMED STOCK
5	MATRIX	MT MATRIX ASA EX MT ALIGOTE	MATRIX	DISCHARGING	<b>20,139,010</b>	UNCONFIRMED STOCK
6	RAINOIL	MT ST ILHAAM EX MT ELANDRA OAK	RAINOIL	DISCHARGING	<b>4,525,624</b>	UNCONFIRMED STOCK
					<b>81,878,726</b>	
	<b>1,535,316,335</b>	<b>40,344,381</b>	<b>4,653,973</b>	<b>119,100,358</b>	<b>1,512,522,885</b>	



## PETROLEUM PRODUCTS PRICING REGULATORY AGENCY

NATIONAL INLAND PRODUCTS STOCK:						5-Jul-2020		
PRODUCT	OPENING STOCK	PRODUCT RECEIPT	EVACUATION	DEAD STOCK	CLOSING STOCK (Operational value)	NATIONAL AVERAGE DAILY CONSUMPTION	DAYS SUFFICIENCY	PREVIOUS DAYS SUFFICIENCY
<b>PMS</b>	<b>1,535,316,335</b>	<b>40,344,381</b>	<b>4,653,973</b>	<b>119,100,358</b>	<b>1,430,644,159</b>	56,000,000	<b>25.55</b>	25.16
<b>AGO</b>	<b>722,839,400</b>	<b>0</b>	<b>57,005</b>	<b>50,281,692</b>	<b>672,924,849</b>	14,000,000	<b>48.07</b>	48.07
<b>HHK</b>	<b>47,303,540</b>	<b>0</b>	<b>0</b>	<b>11,232,316</b>	<b>37,588,400</b>	740,000	<b>50.80</b>	50.79
<b>ATK</b>	<b>86,035,820</b>	<b>0</b>	<b>952,500</b>	<b>7,292,401</b>	<b>77,831,945</b>	3,000,000	<b>25.94</b>	26.25
<b>LPFO</b>	<b>17,665,727</b>	<b>0</b>	<b>0</b>	<b>254,804</b>	<b>17,410,923</b>	280,000	<b>62.18</b>	62.18
<b>BITUMEN</b>	<b>15,482,423</b>	<b>0</b>	<b>209,980</b>	<b>576,643</b>	<b>14,695,800</b>	270,000	<b>54.43</b>	55.21
<b>BASE OIL</b>	<b>52,123,691</b>	<b>0</b>	<b>0</b>	<b>1,027,739</b>	<b>51,095,952</b>	370,000	<b>138.10</b>	138.19
NATIONAL INLAND PMS STOCK LEVEL - NNPC & OTHER MARKETERS						5-Jul-2020		
AREA	COMPANY	OPENING STOCK	PRODUCT RECEIPT (LTRS)	EVACUATION (LTRS)	DEAD STOCK (LTRS)	CLOSING STOCK (LTRS)	CONTRIBUTION (%)	DAYS SUFFICIENCY
LAGOS AREA	NNPC	302,978,426	14,063,548	0	63,275,460	239,564,774	37.17	4.28
	MOMAN	69,674,771	19,689,144	4,520,977	7,405,421	77,435,880	12.01	1.38
	DAPPMA	337,322,231	5,276,689	133,000	14,918,510	327,518,154	50.82	5.85
			<b>709,975,428</b>	<b>39,029,381</b>	<b>4,653,977</b>	<b>85,599,391</b>	<b>644,518,808</b>	<b>100</b>
PORT-HARCOURT AREA	NNPC	220,541,621	1,315,000	0	7,933,826	213,922,795	84.87	3.82
	MOMAN	1,799,679	0	0	1,602,627	197,052	0.08	0.00
	DAPPMA	37,936,043	0	0	0	37,936,043	15.05	0.68
			<b>260,277,343</b>	<b>1,315,000</b>	<b>0</b>	<b>9,536,453</b>	<b>252,055,890</b>	<b>100</b>
CALABAR AREA	NNPC	32,785,654	0	0	3,936,000	28,849,654	18.41	0.52
	MOMAN						0.00	0.00
	DAPPMA	127,896,375	0	0		127,896,375	81.59	2.28
			<b>160,682,029</b>	<b>0</b>	<b>0</b>	<b>3,936,000</b>	<b>156,746,029</b>	<b>100</b>
WARRI AREA	NNPC	139,994,781	0	-4	4,976,514	134,007,267	45.95	2.39
	MOMAN						0.00	0.00
	DAPPMA	157,616,387	0	0		157,616,387	54.05	2.81
			<b>297,611,168</b>	<b>0</b>	<b>-4</b>	<b>4,976,514</b>	<b>291,623,654</b>	<b>100</b>
*KADUNA AREA (ONLY BRIDGED PRODUCT)	NNPC	106,770,367	0	0	15,052,000	85,699,778	100.00	1.53
	MOMAN						0.00	0.00
	DAPPMA						0.00	0.00
			<b>106,770,367</b>	<b>0</b>	<b>0</b>	<b>15,052,000</b>	<b>85,699,778</b>	<b>100</b>
TOTAL FOR ALL AREAS	NNPC	803,070,849	15,378,548	-4	95,173,800	702,044,268	49.07	12.54
	MOMAN	71,474,450	19,689,144	4,520,977	9,008,048	77,632,932	5.43	1.39
	DAPPMA	660,771,036	5,276,689	133,000	14,918,510	650,966,959	45.50	11.62
GRAND TOTAL (LAND BASED)		<b>1,535,316,335</b>	<b>40,344,381</b>	<b>4,653,973</b>	<b>119,100,358</b>	<b>1,430,644,159</b>	<b>100</b>	<b>25.55</b>



## PETROLEUM PRODUCTS PRICING REGULATORY AGENCY

<b>PMS</b>				
			<b>DATE:</b>	<b>6-Jul-2020</b>
	PREVIOUS DAY SUFFICIENCY	STOCK (LTRS)	% LEVEL	DAY SUFFICIENCY
<b>LAND + JETTY STOCK</b>				
<b>NNPC</b>	12.70	712,681,421.00	45%	12.73
<b>MAJOR MARKETERS</b>	1.93	114,110,774.00	7%	2.04
<b>DAPPMA</b>	12.17	758,853,113.48	48%	13.55
<b>TOTAL LAND+JETTY</b>	<b>26.80</b>	<b>1,585,645,308</b>	<b>100%</b>	<b>28.32</b>
<b>MARINE OFFSHORE STOCK</b>				
<b>NNPC</b>	4.45	193,980,152	100%	3.46
<b>MAJOR MARKETERS</b>	0.00	-	0%	0.00
<b>DAPPMA</b>	0.00	-	0%	0.00
<b>TOTAL MARINE</b>	<b>4.45</b>	<b>193,980,152</b>	<b>100%</b>	<b>3.46</b>
<b>TOTAL STOCK</b>				
<b>NNPC</b>	17.16	906,661,573	51%	16.19
<b>MAJOR MARKETERS</b>	1.93	114,110,774	6%	2.04
<b>DAPPMA</b>	12.17	758,853,113	43%	13.55
<b>TOTAL STOCK</b>	<b>31.25</b>	<b>1,779,625,460</b>	<b>100%</b>	<b>31.78</b>

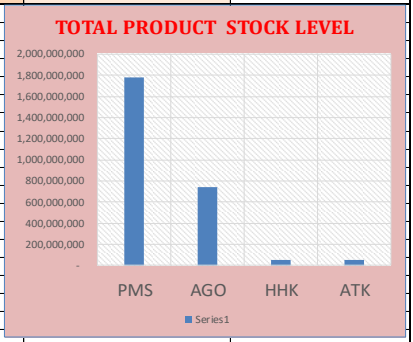
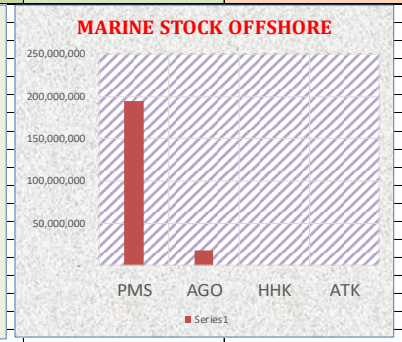
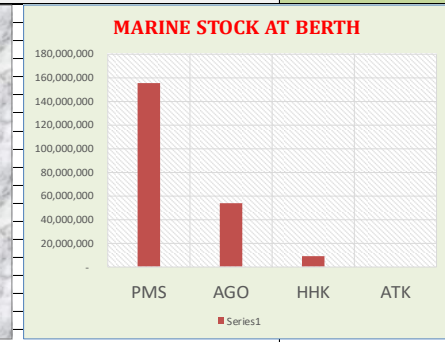
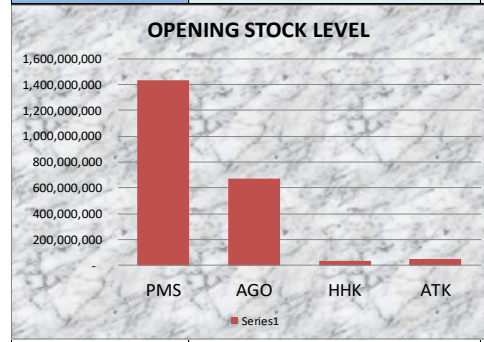


## PETROLEUM PRODUCTS PRICING REGULATORY AGENCY

NATIONAL MARINE PRODUCTS STOCK LEVEL (NNPC, MAJORS AND INDEPENDENT MARKETERS)								6-Jul-2020		
PRODUCT	QUANTITY OFFSHORE			QUANTITY AT BERTH			TOTAL QUANTITY (OFFSHORE & AT BERTH)			
	MT	LITRES	DAYS SUFFICIENCY	MT	LITRES	DAYS SUFFICIENCY	MT	LITRES	DAYS SUFFICIENCY	
PMS	144,653.36	193,980,152	3.46	115,586	155,001,149	2.8	260,239.6	348,981,301	6.23	
AGO	15,074.48	17,546,697	1.25	46,494	54,119,318	3.9	61,568.7	71,666,015	5.12	
HHK	-	-	-	7,536	9,284,596	12.5	7,536.2	9,284,596	12.55	
ATK	-	-	-	-	-	-	-	-	-	
LPFO	-	-	0	3,652.33	4,499,666	16.1	3,652.3	4,499,666	16.07	
BITUMEN	-	-	-	-	-	-	-	-	-	
BASE OIL	-	-	0	5,438.38	6,700,083	18.1	5,438.4	6,700,083	18.11	

NATIONAL TOTAL PRODUCTS STOCK QUANTITY AND DAYS SUFFICIENCY - LAND+MARINE				5-Jul-2020		
	Opening Stock [Land Based (Litres)]	Marine (Litres)	Total (Litres)	<div style="background-color: #f4cccc; padding: 5px;"> <b>Marine Products Days Sufficiency</b> </div>		
PMS	1,430,644,159	348,981,301	1,779,625,460			
Days Sufficiency	25.55	6.23	31.78			
HHK	37,588,400	9,284,596	46,872,996			
Days Sufficiency	50.80	12.55	63.34			
AGO	672,924,849	71,666,015	744,590,864			
Days Sufficiency	48.07	5.12	53.19			

NATIONAL PRODUCTS STOCK LEVEL (NNPC, MAJORS AND INDEPENDENT MARKETERS)							5-Jul-2020	
	OPENING STOCK [LAND BASED]		MARINE STOCK QUANTITY AT BERTH [DISCHARGING]		MARINE STOCK QUANTITY AT OFFSHORE		TOTAL [LAND BASED+MARINE] Litres	
	QUANTITY (LTRS)	DAYS SUFFICIENCY	QUANTITY (LTRS)	DAYS SUFFICIENCY	QUANTITY (LTRS)	DAYS SUFFICIENCY		
PMS	1,430,644,159	25.55	155,001,149	2.77	193,980,152	3.46	1,779,625,460	
AGO	672,924,849	48.07	54,119,318	3.87	17,546,697	1.25	744,590,864	
HHK	37,588,400	50.80	9,284,596	12.55	-	-	46,872,996	
ATK	51,095,952	17.03	-	-	-	-	51,095,952	





## PETROLEUM PRODUCTS PRICING REGULATORY AGENCY

DAILY PRODUCTS VESSEL AT BERTH/ DISCHARGING NATIONWIDE					6-Jul-2020
PMS					
S/No.	Marketer	Vessel	Jetty	STATUS	Arrival Quantity (Litre)
1	11 PLC & ARDOVA	MT ATLANTIC CROWN	BOP	DISCHARGING	<b>20,340,300</b>
2	NIPCO , OVH & TOTAL	MT NORD SUPREME	ASPM	DISCHARGING	<b>16,137,542</b>
3	WOSBAB	MT KOWIE EX MT ZONDA EX MT EXTERNAL SUNSHINE	WOSBAB	COMPLETED DISCHARGE	<b>10,099,097</b>
4	A.A. RANO	MT COROMEL EX MT TORNADO EX MTT FRONT PANTHER	A.A. RANO	AWAITING PRE ARRIVAL ULLAGE FORMALITIES	<b>12,421,133</b>
5	STAR SYNERGY	MT OSTRIA EX MT STEADFAST/MT GREGORY	FIRSTDEEPWATER	AWAITING PRE ARRIVAL ULLAGE FORMALITIES	<b>25,179,654</b>
6	NNPC/PPMC	MT NOTUS EX MT SEA HORSE EX MT PALAWAN STAR/MT NOTUS EX MT ZONDA EX MT CAPE TEES	NNPC JETTY CALABAR	DISCHARGING	<b>10,637,153</b>
7	FYNEFIELD	MT ST NENNE EX MT SUNNY HILL	FYNEFIELD	DISCHARGING	<b>20,081,362</b>
8	MATRIX	MT MATRIX ASA EX MT ALIGOTE	MATRIX	DISCHARGING	<b>20,139,010</b>
9	RAINOIL	MT ST ILHAAM EX MT ELANDRA OAK	RAINOIL	DISCHARGING	<b>19,965,898</b>
<b>OTHER MARKETERS TOTAL</b>					-
<b>PMS GRAND TOTAL IN LITRE (PPMC &amp; OTHER MARKETERS)</b>					<b>155,001,149</b>



## PETROLEUM PRODUCTS PRICING REGULATORY AGENCY

DAILY PRODUCTS VESSEL AT BERTH/ DISCHARGING NATIONWIDE					6-Jul-2020
<b>AGO</b>					
S/No.	Marketer	Vessel	Jetty	STATUS	Arrival Quantity (Litre)
1	MATRIX	MT MATRIX S. ILU EX MT NAVIG8 PROPERITY	MATRIX	DISCHARGING	<b>17,832,540</b>
2	DANGOTE	MT MERMAID EX MT MINERVA PISCES	DOZZY	DISCHARGING	<b>17,861,075</b>
3	OPTIMA	MT CLENSTON EX MT ELANDRA BAY	NPA	DISCHARGING	<b>5,938,806</b>
4	PRUDENT	MT ASHABI EX MT MERMAID	PRUDENT	DISCHARGING	<b>12,486,897</b>
<b>AGO TOTAL</b>					<b>54,119,318</b>
<b>HHK</b>					
S/No.	Marketer	Vessel	Jetty	STATUS	Arrival Quantity (Litre)
1	SAMON	MT BARNET EX MT STI SLOANE	ECM	DISCHARGING	<b>9,284,596</b>
					<b>9,284,596</b>
<b>LPFO</b>					
S/No.	Marketer	Vessel	Jetty	STATUS	Arrival Quantity (Litre)
1	FIRST FORTUNE	MT THOR EX MT ESSHIPS EX MT SKS DARENT	RAHAMANIYYAH	DISCHARGING	<b>4,499,666</b>
					<b>4,499,666</b>
<b>BASE OIL</b>					
S/No.	Marketer	Vessel	Jetty	STATUS	Arrival Quantity (Litre)
1	CONOIL	MT EBONY RAY	NOJ	COMPLETED DISCHARGE	<b>6,700,083</b>
					<b>6,700,083</b>





## PETROLEUM PRODUCTS PRICING REGULATORY AGENCY

DAILY PMS VESSEL DISCHARGING ON AREA BASIS					6-Jul-2020	
<b>LAGOS AREA</b>						
S/No.	Marketer	Vessel	Jetty	Arrival Quantity (Litres)	STATUS	
1	11 PLC & ARDOVA	MT ATLANTIC CROWN	BOP	<b>20,340,300</b>	DISCHARGING	<b>0.36</b>
2	NIPCO , OVH & TOTAL	MT NORD SUPREME	ASPM	<b>16,137,542</b>	DISCHARGING	<b>0.29</b>
3	WOSBAB	MT KOWIE EX MT ZONDA EX MT EXTERNAL SUNSHINE	WOSBAB	<b>10,099,097</b>	COMPLETED DISCHARGE	<b>0.18</b>
4	A.A. RANO	MT COROMEL EX MT TORNADO EX MTT FRONT PANTHER	A.A. RANO	<b>12,421,133</b>	AWAITING PRE ARRIVAL ULLAGE FORMALITIES	<b>0.22</b>
5	STAR SYNERGY	MT OSTRIA EX MT STEADFAST/MT GREGORY	FIRSTDEEPWATER	<b>25,179,654</b>	AWAITING PRE ARRIVAL ULLAGE FORMALITIES	<b>0.45</b>
NNPC TOTAL				-		-
MOMAN TOTAL				<b>36,477,842</b>		<b>0.65</b>
DAPPMA TOTAL				<b>47,699,884</b>		<b>0.85</b>
<b>CALABAR AREA</b>						
1	NNPC/PPMC	MT NOTUS EX MT SEA HORSE EX MT PALAWAN STAR/MT NOTUS EX MT ZONDA EX MT CAPE TEES	NNPC JETTY CALABAR	<b>10,637,153</b>	DISCHARGING	<b>0.19</b>
2	FYNEFIELD	MT ST NENNE EX MT SUNNY HILL	FYNEFIELD	<b>20,081,362</b>	DISCHARGING	<b>0.36</b>
NNPC TOTAL				<b>10,637,153</b>		<b>0.19</b>
MOMAN TOTAL				-		-
DAPPMA TOTAL				<b>20,081,362</b>		<b>0.36</b>
<b>WARRI/OGHARA AREA</b>						
1	MATRIX	MT MATRIX ASA EX MT ALIGOTE	MATRIX	<b>20,139,010</b>	DISCHARGING	<b>0.36</b>
2	RAINOIL	MT ST ILHAAM EX MT ELANDRA OAK	RAINOIL	<b>19,965,898</b>	DISCHARGING	<b>0.36</b>
NNPC TOTAL						-
MOMAN TOTAL				-		-
DAPPMA TOTAL				<b>40,104,908</b>		<b>0.72</b>
<b>TOTAL FOR ALL AREAS</b>						
				-		-
<b>NNPC TOTAL @ JETTY</b>				<b>10,637,153</b>		<b>0.19</b>
<b>MOMAN TOTAL @ JETTY</b>				<b>36,477,842</b>		<b>0.65</b>
<b>DAPPMA TOTAL @ JETTY</b>				<b>107,886,154</b>		<b>1.93</b>
<b>GRAND TOTAL (MARINE - @ JETTIES)</b>				<b>155,001,149</b>		<b>2.77</b>
<b>NNPC MARINE @ OFFSHORE</b>				<b>193,980,152</b>		<b>3.46</b>
<b>MOMAN MARINE @ OFFSHORE</b>				-		-
<b>DAPPMA MARINE @ OFFSHORE</b>				-		-



## PETROLEUM PRODUCTS PRICING REGULATORY AGENCY

DAILY PMS PRODUCTS VESSEL OFFSHORE NATIONWIDE						6-Jul-2020
PMS						
S/No.	Marketer	Supplier	Vessel	Arrival Jetty	STATUS	Arrival Quantity (MT)
1	NNPC	NNPC/MOCOH SA	MT ELANDRA OAK	STS	STS	12,084.944
2	NNPC	NNPC/DUKE OIL	MT HYDE EX SRI ASIH	ARRIVED	ARRIVED	30,117.348
3	NNPC	NNPC/DUKE OIL	MT HANS SCHOLL	STS	STS	31,621.230
4	NNPC	NNPC COASTAL VESSELS	MT ZONDA	HYDE ENERGY	CALABAR ANCHORAGE	15,029.501
5	NNPC	NNPC COASTAL VESSELS	MT BORA	STS	COMPLETED STS	10,951.611
6	NNPC	NNPC COASTAL VESSELS	MT MATRIX TRIUMPH	MATRIX ENERGY	ESCRAVOS FWB	29,774.375
7	NNPC	NNPC COASTAL VESSELS	MT WALGA	PRUDENT	COMPLETED STS	15,074.348
<b>PPMC TOTAL</b>						<b>144,653.357</b>
<b>OTHER MARKETERS TOTAL</b>						
<b>PMS GRAND TOTAL (PPMC &amp; OTHER MARKETERS)</b>						<b>144,653.36</b>
					<b>193,980,152</b>	<b>3.46</b>



## PETROLEUM PRODUCTS PRICING REGULATORY AGENCY

DEPOT BY DEPOT [PMS] DAYS SUFFICIENCY							5-Jul-2020
	MARKETERS	OPENING	RECIPT	EVACUATION	DEAD STOCK	OPERATIONAL STOCK VALUE	DAYS SUFFICIENCY
<b>N N P C  L A G O S  A R E A</b>	PPMC EIJBBO	6,500,011	2,884,072	-	2,781,754	6,602,329	0.12
	PPMC IBADAN (*pls see remark)	39,399,859	-	-	7,597,520	35,154,439	0.63
	PPMC ILORIN (*pls see remark)	17,795,555	-	-	1,801,436	17,711,356	0.32
	PPMC MOSIMI	97,480,849	11,179,476	-	26,422,529	78,155,482	1.40
	PPMC ORE	1,872,984	-	-	1,880,554	7,570	0.00
	AITEO DEPOT ( PPMC THRUPTU )	9,858,070	-	-	-	9,858,070	0.18
	AITEO DEPOT (NNPC RETAIL THRUPTU)	26,370,887	-	-	-	26,370,887	0.47
	BOVAS (PPMCThrough Put)	240,278	-	-	-	240,278	0.00
	FOLAWIYO (PPMCThrough Put)	54,382,462	-	-	6,357,667	47,995,265	0.86
	NIPCO DEPOT (PPMC Through Put)	193,274	-	-	-	193,274	0.00
	NIPCO DEPOT (NNPC RETAIL Through)	403,325	-	-	-	403,325	0.01
	RAIN OIL (NNPC RETAIL Thruptu)	185,362	-	-	-	883,601	-0.02
	11PLC (FORMERLY MOBIL PLC) (PPM)	4,918	-	-	-	4,918	0.00
	ATLAS COVE	48,661,316	-	-	16,434,000	17,766,322	0.32
		<b>302,978,426</b>	<b>14,063,548</b>	<b>-</b>	<b>63,275,460</b>	<b>239,564,774</b>	<b>4.28</b>
	MARKETERS	OPENING	RECIPT	EVACUATION	DEAD STOCK	OPERATIONAL STOCK VALUE	DAYS SUFFICIENCY
<b>N N P C  P H  A R E A</b>	PPMC DEPOT PH	4,470,000	1,315,000	-	1,905,826	3,879,174	0.07
	PPMC DEPOT ABA	6,765,000	-	-	-	6,765,000	0.12
	PPMC DEPOT ENUGU - (OFF SPEC)	11,076,000	-	-	6,028,000	5,048,000	0.09
	PPMC DEPOT MAKURDI	17,718,000	-	-	-	17,718,000	0.32
	LIQUID BULK PH	46,223,062	-	-	-	46,223,062	0.83
	MASTERS ENERGY PH	40,806,987	-	-	-	40,806,987	0.73
	STOCKGAP AKWETE	28,477,517	-	-	-	28,477,517	0.51
	SHORELINK PH	4,268,431	-	-	-	4,268,431	0.08
	TSL PH	21,972,624	-	-	-	21,972,624	0.39
	PHRC	38,764,000	-	-	-	38,764,000	0.69
		<b>220,541,621</b>	<b>1,315,000</b>	<b>-</b>	<b>7,933,826</b>	<b>213,922,795</b>	<b>3.82</b>



## PETROLEUM PRODUCTS PRICING REGULATORY AGENCY

DEPOT BY DEPOT [PMS] DAYS SUFFICIENCY							5-Jul-2020	
	MARKETERS	OPENING	RECIPT	EVACUATION	DEAD STOCK	OPERATIONAL STOCK VALUE	DAYS SUFFICIENCY	
<b>WARRI AREA</b>	PPMC DEPOT BENIN - (OFF SPEC)	20,807,228	-	-	3,965,512	16,841,716	0.30	
	PPMC DEPOT WARRI		-	2	-	-	0.54	
	A & E PET WARRI	2,548,986	-	-		2,548,986	0.54	
	CYBERNETICS OGHARA	9,817,400	-	-		9,817,400	0.54	
	AYM SHAFI ( LANAKA)	19,002,593	-	-		19,002,593	0.54	
	MATRIX ENERGY WARRI	3,198,224	-	-		3,198,224	0.54	
	NEPAL OGHARA (NNPC)/ACTION ENER	7,651,299	-	-		7,651,299	0.54	
	OPTIMA KOKO	8,647,945	-	-		8,647,945	0.54	
	RAINOIL OGHARA	23,482	-	-		23,482	0.54	
	TAURUS KOKO	18,395,624	-	-		18,395,624	0.54	
	WRPC	49,902,000	-	2	1,011,002	47,879,998	0.85	
		<b>139,994,781</b>	-	4	<b>4,976,514</b>	<b>134,007,267</b>	<b>2.39</b>	
	MARKETERS	OPENING	RECIPT	EVACUATION	DEAD STOCK	OPERATIONAL STOCK VALUE	DAYS SUFFICIENCY	
<b>KADUNA ZONE</b>	KADUNA DEPOT	7,645,738	-	-	1,286,000	7,870,322	0.14	
	KANO DEPOT	18,338,737	-	-	1,750,000	7,585,260	0.14	
	MINNA DEPOT	6,343,117	-	-	1,350,000	6,265,097	0.11	
	GOMBE DEPOT	9,744,890	-	-	543,000	9,238,234	0.16	
	JOS DEPOT	16,903,620	-	-	4,307,000	12,715,960	0.23	
	GUSAU DEPOT	1,221,735	-	-	1,572,000	350,265	-0.01	
	SULEJA DEPOT	33,812,000	-	-	1,500,000	32,312,000	0.58	
	YOLA DEPOT	12,285,530	-	-	2,242,000	10,093,170	0.18	
	MAIDUGURI DEPOT	475,000	-	-	502,000	30,000	0.00	
			<b>106,770,367</b>	-	-	<b>15,052,000</b>	<b>85,699,778</b>	<b>1.53</b>
<b>CALABAR AREA</b>	PPMC DEPOT CALABAR	6,333,000	-	-	3,936,000	2,397,000	0.04	
	DOZZY OIL CALABAR	13,422,259	-	-		13,422,259	0.24	
	MAINLAND CALABAR (PPMC)	1,664	-	-		1,664	0.00	
	NEW CORE ENERGY (DEAD STOCK)	2,695	-	-		2,695	0.00	
	SPECIALTY CALABAR	13,026,036	-	-		13,026,036	0.23	
		<b>32,785,654</b>	0	0	<b>3,936,000</b>	<b>28,849,654</b>	<b>0.52</b>	
		<b>803,070,849</b>	<b>15,378,548</b>	-	<b>4</b>	<b>95,173,800</b>	<b>702,044,268</b>	<b>12.54</b>



## PETROLEUM PRODUCTS PRICING REGULATORY AGENCY

DEPOT BY DEPOT [PMS] DAYS SUFFICIENCY							5-Jul-2020
	MARKETERS	OPENING	RECIPT	EVACUATION	DEAD STOCK	OPERATIONAL STOCK VALUE	DAYS SUFFICIENCY
<b>M K T E R S  J O L R A G O S</b>	11PLC (FORMERLY MOBIL PLC)	14,458,540	8,167,287	-	1,170,443	21,455,384	0.38
	CONOIL	9,649,631	2,631,904	-	701,686	11,579,849	0.21
	ARDOVA (FORMERLY FORTE OIL)	2,744,484	-	-	970,000	1,774,484	0.03
	MRS OIL NIG PLC	4,209,897	-	-	495,934	3,713,963	0.07
	OANDO/ TOTAL JV	7,992,015	-	2,030,977	1,237,992	4,723,014	0.08
	OVH ENERGY	16,161,572	4,578,539	2,490,000	1,602,495	16,646,011	0.30
	TOTAL APAPA	14,458,632	4,311,414	-	1,226,871	17,543,175	0.31
			<b>69,674,771</b>	<b>19,689,144</b>	<b>4,520,977</b>	<b>7,405,421</b>	<b>77,435,880</b>
<b>M K T E R S  J O R P H Z</b>	CONOIL PH	1,799,679	-	-	1,602,627	197,052	0.00
							0.00
							0.00
							0.00
							0.00
							0.00
							0.00
		-	1,799,679	-	-	1,602,627	197,052
		<b>71,474,450.00</b>	<b>19,689,144.00</b>	<b>4,520,977.00</b>	<b>9,008,048.00</b>	<b>77,632,932.00</b>	<b>1.39</b>



## PETROLEUM PRODUCTS PRICING REGULATORY AGENCY

DEPOT BY DEPOT [PMS] DAYS SUFFICIENCY							5-Jul-2020
MARKETERS	OPENING	RECIPT	EVACUATION	DEAD STOCK	OPERATIONAL STOCK VALUE	DAYS SUFFICIENCY	
A.A. RANO	10,269,577	-	-	765,000	9,504,577	0.17	
AIPEC	229,445	-	-	194,228	35,217	0.00	
AITEO DEPOT (PMS s HYDE ENERGY p	46,673,972	-	-	2,291,199	44,355,445	0.79	
ASCON DEPOT	2,014,820	-	-	-	2,014,820	0.04	
BOVAS DEPOT, LAGOS	8,978,752	5,276,689	-	70,000	14,185,441	0.25	
BOVAS BULK, IBAFON	9,943,664	-	-	-	9,943,664	0.18	
CHIPET DEPOT	1,371,057	-	-	400	1,370,657	0.02	
DEE JONES DEPOT	3,250,681	-	-	701,686	2,548,995	0.05	
EMADEB ENERGY DEPOT	26,506,018	-	-	1,121,145	25,384,873	0.45	
ETERNA DEPOT	5,643,209	-	-	300,000	5,343,209	0.10	
FATGBEMS DEPOT	9,503,243	-	133,000	-	9,370,243	0.17	
FIRST ROYAL DEPOT	17,883,938	-	-	-	17,883,938	0.32	
FOLAWIYO	11,220,943	-	-	-	11,220,943	0.20	
GULF TREASURES	22,168,860	-	-	-	22,168,860	0.40	
HEYDEN	9,739,439	-	-	-	9,739,439	0.17	
HONEYWELL DEPOT (PMS is TOTAL PI	674,844	-	-	300,708	374,136	0.01	
INTEGRATED OIL & GAS	15,147,924	-	-	1,300,000	13,847,924	0.25	
MENJ OIL DEPOT	755,555	-	-	1,800,000	1,044,445	-0.02	
MRS OIL AND GAS LTD.	40,251,180	-	-	1,909,276	38,341,904	0.68	
NIPCO DEPOT	30,629,468	-	-	2,400,000	28,229,468	0.50	
OBAT DEPOT, LAGOS	8,788,927	-	-	-	8,788,927	0.16	
OCEAN PRIDE DEPOT	6,751,087	-	-	-	6,751,087	0.12	
RAHAMANIYYA DEPOT	7,673	-	-	-	7,673	0.00	
RAIN OIL	10,149,518	-	-	600,000	9,547,590	0.17	
STALLIONAIRE	359,872	-	-	-	359,872	0.01	
STAR SYNERGY DEPOT	5,370,592	-	-	110,535	5,260,057	0.09	
SWIFT DEPOT	13,630,153	-	-	154,333	13,475,820	0.24	
WOSBAB	19,407,820	-	-	900,000	18,507,820	0.33	
	<b>337,322,231</b>	<b>5,276,689</b>	<b>133,000</b>	<b>14,918,510</b>	<b>327,518,154</b>	<b>5.85</b>	

D  
A  
P  
P  
M  
A  
  
M  
K  
T  
E  
R  
S  
  
L  
A  
G  
O  
S



## PETROLEUM PRODUCTS PRICING REGULATORY AGENCY

DEPOT BY DEPOT [PMS] DAYS SUFFICIENCY							5-Jul-2020	
	MARKETERS	OPENING	RECIEPT	EVACUATION	DEAD STOCK	OPERATIONAL STOCK VALUE	DAYS SUFFICIENCY	
D A P P M A  M K T E R S  P H /  C A L A B A R /  W A R R I	ALKANES CALABAR	19,564,136	-	-		19,564,136	0.35	
	FYNEFIELD DEPOT CALABAR	24,808,207	-	-		24,808,207	0.44	
	MAINLAND CALABAR	17,460,768	-	-		17,460,768	0.31	
	NORTHWEST CALABAR	21,456,008	-	-		21,456,008	0.38	
	ROSA MYSTICA CALABAR	19,582,850	-	-		19,582,850	0.35	
	BLOKKS	9,430,372	-	-		9,430,372	0.17	
	UGO-HANNAH CALABAR	15,594,034	-	-		15,594,034	0.28	
		<b>127,896,375</b>	-	-	-	<b>127,896,375</b>	<b>2.28</b>	
		MARKETERS	OPENING	RECIEPT	EVACUATION	DEAD STOCK	OPERATIONAL STOCK VALUE	DAYS SUFFICIENCY
	AVIDOR PH	9,293,037			-		9,293,037	0.17
	SHORELINK PH	8,386,190		-	-	-	8,386,190	0.15
	EVER OIL PH	20,046,816		-	-		20,046,816	0.36
	STOCKGAP AKWETE	210,000					210,000	0.00
		<b>37,936,043</b>		-	-	-	<b>37,936,043</b>	<b>0.68</b>
		MARKETERS	OPENING	RECIEPT	EVACUATION	DEAD STOCK	OPERATIONAL STOCK VALUE	DAYS SUFFICIENCY
	MATRIX ENERGY WARRI	29,517,260		-	-		29,517,260	0.53
	NEPAL OGHARA	9,161,966		-	-		9,161,966	0.16
	PINNACLE WARRI	3,186,202		-	-		3,186,202	0.06
	PRUDENT OGHARA	25,933,384		-	-		25,933,384	0.46
	RAINOIL OGHARA	15,205,254		-	-		15,205,254	0.27
SYNOD WARRI(KEONAMAX)	28,316,097		-	-		28,316,097	0.51	
TAURUS KOKO	726,047		-	-		726,047	0.01	
A & E PET WARRI	45,475,684		-	-		45,475,684	0.81	
TAURUS KOKO	94,493		-	-		94,493	0.00	
	<b>157,616,387</b>		-	-	-	<b>157,616,387</b>	<b>2.81</b>	
	<b>Sub-Total</b>	<b>660,771,036</b>	<b>5,276,689</b>	<b>133,000</b>	<b>14,918,510</b>	<b>650,966,959</b>	<b>11.62</b>	
<b>GRAND TOTAL</b>		<b>1,535,316,335</b>	<b>40,344,381</b>	<b>4,653,973</b>	<b>119,100,358</b>	<b>1,430,644,159</b>	<b>25.55</b>	