



PETROLEUM PRODUCTS PRICING REGULATORY AGENCY



PETROLEUM PRODUCTS STOCK DATA

9TH JULY 2020



PETROLEUM PRODUCTS PRICING REGULATORY AGENCY

PETROLEUM PRODUCTS STOCK/DAYS SUFFICIENCY (AM REPORT)					9-Jul-2020		
	PMS	HHK	AGO	ATK	LPFO	BITUMEN	BASE OIL
LAND BASED STOCK (LTRS)	1,321,634,571	45,293,954	656,423,254	72,333,193	21,884,238	13,390,981	49,539,104
MARINE STOCK (LTRS)	374,071,391	-	133,791,030	-	-	-	6,700,083
TOTAL STOCK (LTRS)	1,695,705,962	45,293,954	790,214,284	72,333,193	21,884,238	13,390,981	56,239,187
Land Based (Days)	23.60	61.21	46.89	24.11	78.16	49.60	133.89
Marine (Days)	6.68	0.00	9.56	0.00	0.00	0.00	18.11
Total (Days)	30.28	61.21	56.44	24.11	78.16	49.60	152.00
* NOTE: National Average Daily Evacuation/Truck-out figures are as follows:							
PMS: 56Mltrs/day; AGO: 14Mltrs/day, DPK/HHK: 0.74Mltrs/day, ATK: 3Mltrs/day, LPFO: 0.28Mltrs/day, Base Oil: 0.37Mltrs/day, Bitumen: 0.27Mltrs/day (Projection for Q4, 2019)							



PETROLEUM PRODUCTS PRICING REGULATORY AGENCY

NATIONAL INLAND PMS STOCK FOR NNPC DOWNSTREAM MEETING:						8-Jul-2020
PRODUCT	OPENING STOCK	PRODUCT RECEIPT	EVACUATION	DEAD STOCK	CLOSING STOCK (Operational value)	
PMS	1,513,114,871	10,586,723	67,374,905	122,436,356	1,321,634,571	CONFIRMED STOCK
1	STAR SYNERGY	MT OSTRIA EX MT STEADFAST/MT GREGORY	FIRSTDEEPWATER	DISCHARGING	11,612,099	UNCONFIRMED STOCK
2	FYNEFIELD	MT ST NENNE EX MT SUNNY HILL	FYNEFIELD	DISCHARGING	9,920,317	UNCONFIRMED STOCK
3	RAINOIL	MT ST ILHAAM EX MT ELANDRA OAK	RAINOIL	DISCHARGED	19,965,898	UNCONFIRMED STOCK
					41,498,314	
	1,513,114,871	10,586,723	67,374,905	122,436,356	1,363,132,885	



PETROLEUM PRODUCTS PRICING REGULATORY AGENCY

NATIONAL INLAND PRODUCTS STOCK:						8-Jul-2020		
PRODUCT	OPENING STOCK	PRODUCT RECEIPT	EVACUATION	DEAD STOCK	CLOSING STOCK (Operational value)	NATIONAL AVERAGE DAILY CONSUMPTION	DAYS SUFFICIENCY	PREVIOUS DAYS SUFFICIENCY
PMS	1,513,114,871	10,586,723	67,374,905	122,436,356	1,321,634,571	56,000,000	23.60	24.75
AGO	706,501,366	16,007,565	16,226,577	50,282,692	656,423,254	14,000,000	46.89	46.90
HHK	55,347,041	0	330,620	11,237,316	45,293,954	740,000	61.21	61.67
ATK	81,448,507	0	1,687,000	7,292,401	72,333,193	3,000,000	24.11	24.72
LPFO	22,204,358	0	66,000	254,804	21,884,238	280,000	78.16	78.39
BITUMEN	14,150,457	0	189,212	576,643	13,390,981	270,000	49.60	50.27
BASE OIL	51,061,474	0	501,860	1,027,739	49,539,104	370,000	133.89	135.23
NATIONAL INLAND PMS STOCK LEVEL - NNPC & OTHER MARKETERS						8-Jul-2020		
AREA	COMPANY	OPENING STOCK	PRODUCT RECEIPT (LTRS)	EVACUATION (LTRS)	DEAD STOCK (LTRS)	CLOSING STOCK (LTRS)	CONTRIBUTION (%)	DAYS SUFFICIENCY
LAGOS AREA	NNPC	287,473,116	0	6,660,040	63,275,460	216,341,208	36.26	3.86
	MOMAN	90,952,979	0	8,078,185	7,405,421	75,422,005	12.64	1.35
	DAPPMA	334,195,106	5,995,671	20,363,550	14,918,510	304,864,165	51.10	5.44
			712,621,201	5,995,671	35,101,775	85,599,391	596,627,378	100
PORT-HARCOURT AREA	NNPC	216,346,369	3,172,000	3,449,085	10,809,826	202,367,114	86.06	3.61
	MOMAN	1,796,906	0	0	1,602,627	194,279	0.08	0.00
	DAPPMA	35,434,902	0	2,837,000	0	32,596,726	13.86	0.58
			253,578,177	3,172,000	6,286,085	12,412,453	235,158,119	100
CALABAR AREA	NNPC	40,146,569	0	2,171,000	3,936,000	34,039,569	23.23	0.61
	MOMAN						0.00	0.00
	DAPPMA	116,608,105	0	4,129,000		112,492,010	76.77	2.01
			156,754,674	0	6,300,000	3,936,000	146,531,579	100
WARRI AREA	NNPC	127,579,781	1,419,052	6,456,050	5,436,512	115,635,269	45.12	2.06
	MOMAN						0.00	0.00
	DAPPMA	153,879,385	0	13,230,995		140,648,390	54.88	2.51
			281,459,166	1,419,052	19,687,045	5,436,512	256,283,659	100
*KADUNA AREA (ONLY BRIDGED PRODUCT)	NNPC	108,701,653	0	0	15,052,000	87,033,836	100.00	1.55
	MOMAN						0.00	0.00
	DAPPMA						0.00	0.00
			108,701,653	0	0	15,052,000	87,033,836	100
TOTAL FOR ALL AREAS	NNPC	780,247,488	4,591,052	18,736,175	98,509,798	655,416,996	49.59	11.70
	MOMAN	92,749,885	0	8,078,185	9,008,048	75,616,284	5.72	1.35
	DAPPMA	640,117,498	5,995,671	40,560,545	14,918,510	590,601,291	44.69	10.55
GRAND TOTAL (LAND BASED)		1,513,114,871	10,586,723	67,374,905	122,436,356	1,321,634,571	100	23.60



PETROLEUM PRODUCTS PRICING REGULATORY AGENCY

PMS				
			DATE:	9-Jul-2020
	PREVIOUS DAY SUFFICIENCY	STOCK (LTRS)	% LEVEL	DAY SUFFICIENCY
LAND + JETTY STOCK				
NNPC	12.09	655,416,996.00	46%	11.70
MAJOR MARKETERS	1.50	75,616,284.00	5%	1.35
DAPPMA	12.35	687,631,178.89	48%	12.28
TOTAL LAND+JETTY	25.93	1,418,664,459	100%	25.33
MARINE OFFSHORE STOCK				
NNPC	4.88	277,041,503	100%	4.95
MAJOR MARKETERS	0.00	-	0%	0.00
DAPPMA	0.00	-	0%	0.00
TOTAL MARINE	4.88	277,041,503	100%	4.95
TOTAL STOCK				
NNPC	16.96	932,458,499	55%	16.65
MAJOR MARKETERS	1.50	75,616,284	4%	1.35
DAPPMA	12.35	687,631,179	41%	12.28
TOTAL STOCK	30.81	1,695,705,962	100%	30.28

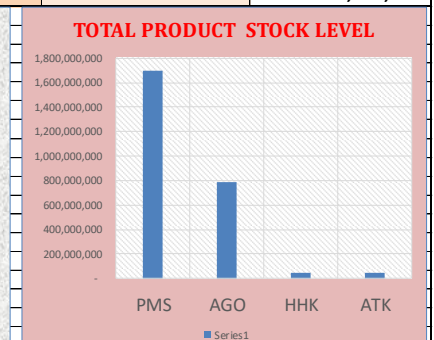
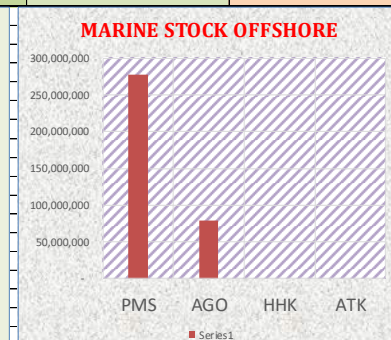
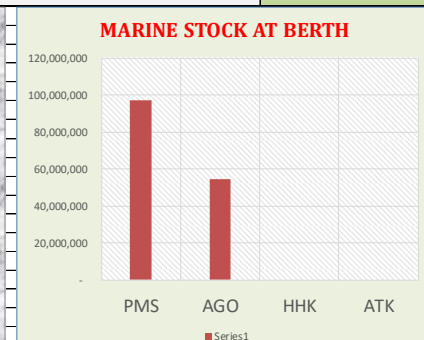
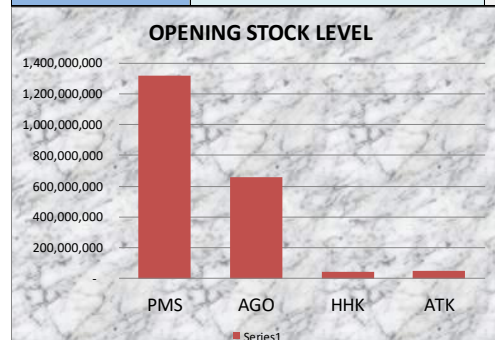


PETROLEUM PRODUCTS PRICING REGULATORY AGENCY

NATIONAL MARINE PRODUCTS STOCK LEVEL (NNPC, MAJORS AND INDEPENDENT MARKETERS)							9-Jul-2020			
PRODUCT	QUANTITY OFFSHORE			QUANTITY AT BERTH			TOTAL QUANTITY (OFFSHORE & AT BERTH)			
	MT	LITRES	DAYS SUFFICIENCY	MT	LITRES	DAYS SUFFICIENCY	MT	LITRES	DAYS SUFFICIENCY	
PMS	206,593.22	277,041,503	4.95	72,356	97,029,888	1.7	278,949.6	374,071,391	6.68	
AGO	68,016.02	79,170,652	5.66	46,925	54,620,378	3.9	114,940.7	133,791,030	9.56	
HHK	-	-	-	-	-	-	-	-	-	
ATK	-	-	-	-	-	-	-	-	-	
LPFO	-	-	0	-	-	-	-	-	-	
BITUMEN	-	-	-	-	-	-	-	-	-	
BASE OIL	-	-	0	5,438.38	6,700,083	18.1	5,438.4	6,700,083	18.11	

NATIONAL TOTAL PRODUCTS STOCK QUANTITY AND DAYS SUFFICIENCY - LAND+MARINE				8-Jul-2020	
	Opening Stock [Land Based (Litres)]	Marine (Litres)	Total (Litres)	<div style="color: red; font-weight: bold;">Marine Products Days Sufficiency</div>	
PMS	1,321,634,571	374,071,391	1,695,705,962		
Days Sufficiency	23.60	6.68	30.28		
HHK	45,293,954	-	45,293,954		
Days Sufficiency	61.21	-	61.21		
AGO	656,423,254	133,791,030	790,214,284		
Days Sufficiency	46.89	9.56	56.44		

NATIONAL PRODUCTS STOCK LEVEL (NNPC, MAJORS AND INDEPENDENT MARKETERS)						8-Jul-2020	
	OPENING STOCK [LAND BASED]		MARINE STOCK QUANTITY AT BERTH [DISCHARGING]		MARINE STOCK QUANTITY AT OFFSHORE		TOTAL [LAND BASED+MARINE] Litres
	QUANTITY (LTRS)	DAYS SUFFICIENCY	QUANTITY (LTRS)	DAYS SUFFICIENCY	QUANTITY (LTRS)	DAYS SUFFICIENCY	
PMS	1,321,634,571	23.60	97,029,888	1.73	277,041,503	4.95	1,695,705,962
AGO	656,423,254	46.89	54,620,378	3.90	79,170,652	5.66	790,214,284
HHK	45,293,954	61.21	-	-	-	-	45,293,954
ATK	49,539,104	16.51	-	-	-	-	49,539,104





PETROLEUM PRODUCTS PRICING REGULATORY AGENCY

DAILY PRODUCTS VESSEL AT BERTH/ DISCHARGING NATIONWIDE					9-Jul-2020
PMS					
S/No.	Marketer	Vessel	Jetty	STATUS	Arrival Quantity (Litre)
1	STAR SYNERGY	MT OSTRIA EX MT STEADFAST/MT GREGORY	FIRSTDEEPWATER	DISCHARGING	11,612,099
2	RAIN OIL	MT OEAN PROGRESS EX MT ELANDRA OAK	RAIN OIL, IJEGUN	AWAITING PRE ARRIVAL ULLAGE FORMALITIES	16,213,720
3	EMADEB	MT BORA EX MT ELANDRA OAK	WOSBAB	AWAITING PRE ARRIVAL ULLAGE FORMALITIES	8,671,679
4	FYNEFIELD	MT ST NENNE EX MT SUNNY HILL	FYNEFIELD	DISCHARGING	20,279,542
5	RAINOIL	MT ST ILHAAM EX MT ELANDRA OAK	RAINOIL	DISCHARGED	19,965,898
6	HYDE	MT ZONDA EX MT NOTUS/MT ETERNAL SUNSHINE	DOZZY	DISCHARGING	20,286,950
OTHER MARKETERS TOTAL					-
PMS GRAND TOTAL IN LITRE (PPMC & OTHER MARKETERS)					97,029,888
DAILY PRODUCTS VESSEL AT BERTH/ DISCHARGING NATIONWIDE					9-Jul-2020
AGO					
S/No.	Marketer	Vessel	Jetty	STATUS	Arrival Quantity (Litre)
1	TAURUS	MT WESLEY EX CLEAROCEAN AJAX	TAURUS	DISCHARGING	7,778,583
2	JEZCO	MT WEYMOUTH EX MT MINERVA PISCES	IBRU	AWAITING PRE ARRIVAL ULLAGE FORMALITIES	5,820,000
3	NIPCO & ARDOVA	MT MOSUNMOLA EX MT NAVIG8 PROSPERITY	BOP	DISCHARGING	17,940,511
4	ZAMSON GLOBAL RESOURCE LTD	MT PICTON EX MT STI SLOANE EX BRITISH RESOLUTION EX MT HOUSTON STAR	DEE JONES	DISCHARGING	23,081,284
AGO TOTAL					54,620,378
BASE OIL					
S/No.	Marketer	Vessel	Jetty	STATUS	Arrival Quantity (Litre)
1	CONOIL	MT EBONY RAY	NOJ	COMPLETED DISCHARGE	6,700,083
BASE OIL TOTAL					6,700,083



PETROLEUM PRODUCTS PRICING REGULATORY AGENCY

DAILY PMS VESSEL DISCHARGING ON AREA BASIS				9-Jul-2020		
LAGOS AREA						
S/No.	Marketer	Vessel	Jetty	Arrival Quantity (Litres)	STATUS	
1	STAR SYNERGY	MT OSTRIA EX MT STEADFAST/MT GREGORY	FIRSTDEEPWATER	11,612,099	DISCHARGING	0.21
2	RAIN OIL	MT OEAN PROGRESS EX MT ELANDRA OAK	RAIN OIL, IJEGUN	16,213,720	AWAITING PRE ARRIVAL ULLAGE FORMALITIES	0.29
3	EMADEB	MT BORA EX MT ELANDRA OAK	WOSBAB	8,671,679	AWAITING PRE ARRIVAL ULLAGE FORMALITIES	0.15
NNPC TOTAL				-		-
MOMAN TOTAL						-
DAPPMA TOTAL				36,497,498		0.65
CALABAR AREA						
1	FYNEFIELD	MT ST NENNE EX MT SUNNY HILL	FYNEFIELD	20,279,542	DISCHARGING	0.36
2	HYDE	MT ZONDA EX MT NOTUS/MT ETERNAL SUNSHINE	DOZZY	20,286,950	DISCHARGING	0.36
NNPC TOTAL						-
MOMAN TOTAL				-		-
DAPPMA TOTAL				40,566,492		0.72
WARRI/OGHARA AREA						
1	RAINOIL	MT ST ILHAAM EX MT ELANDRA OAK	RAINOIL	19,965,898	DISCHARGED	0.36
NNPC TOTAL						-
MOMAN TOTAL				-		-
DAPPMA TOTAL				19,965,898		0.36
TOTAL FOR ALL AREAS						
NNPC TOTAL @ JETTY				-		-
MOMAN TOTAL @ JETTY				-		-
DAPPMA TOTAL @ JETTY				97,029,888		1.73
GRAND TOTAL (MARINE - @ JETTIES)				97,029,888		1.73
NNPC MARINE @ OFFSHORE				277,041,503		4.95
MOMAN MARINE @ OFFSHORE				-		-
DAPPMA MARINE @ OFFSHORE				-		-



PETROLEUM PRODUCTS PRICING REGULATORY AGENCY

DAILY PMS PRODUCTS VESSEL OFFSHORE NATIONWIDE						9-Jul-2020
PMS						
S/No.	Marketer	Supplier	Vessel	Arrival Jetty	STATUS	Arrival Quantity (MT)
1	NNPC	NNPC/DUKE OIL	MT HYDE EX SRI ASIH	STS	STS	30,117.349
2	NNPC	NNPC/DUKE OIL	MT HANS SCHOLL	STS	STS	11,621.230
3	NNPC	NNPC/MOCOH SA	MT STI MANHATTAN	NACJ	NACJ	38,044.297
4	NNPC	NNPC/DUKE OIL	MT MAERSK KATE	STS	STS/APAPA	31,830.845
5	NNPC	NNPC/DUKE OIL	MT CHAPEL	STS	STS	30,130.772
6	NNPC	NNPC COASTAL VESSELS	MT MATRIX TRIUMPH	MATRIX ENERGY	ESCRAVOS FWB	29,774.375
7	NNPC	NNPC COASTAL VESSELS	MT WALGA	PRUDENT	ESCRAVOS FWB	15,074.348
8	NNPC	NNPC COASTAL VESSELS	MT AMRAH	AA RANO	COMPLETED STS	20,000.000
PPMC TOTAL						206,593.216
OTHER MARKETERS TOTAL						
PMS GRAND TOTAL (PPMC & OTHER MARKETERS)						206,593.22
					277,041,503	4.95



PETROLEUM PRODUCTS PRICING REGULATORY AGENCY

DEPOT BY DEPOT [PMS] DAYS SUFFICIENCY							8-Jul-2020
	MARKETERS	OPENING	RECIPT	EVACUATION	DEAD STOCK	OPERATIONAL STOCK VALUE	DAYS SUFFICIENCY
N N P C L A G O S A R E A	PPMC EJIGBO	10,696,453	-	703,990	2,781,754	7,196,921	0.13
	PPMC IBADAN (*pls see remark)	47,253,196	-	2,261,040	7,597,520	39,836,472	0.71
	PPMC ILORIN (*pls see remark)	18,177,903	-	865,011	1,801,436	15,472,956	0.28
	PPMC MOSIMI	104,229,034	-	1,658,000	26,422,529	73,250,791	1.31
	PPMC ORE	1,872,984	-	-	1,880,554	7,570	0.00
	AITEO DEPOT (PPMC THRUPUT)	9,858,070	-	-	-	9,858,070	0.18
	AITEO DEPOT (NNPC RETAIL THRUPUT)	23,647,895	-	922,992	-	22,724,903	0.41
	BOVAS (PPMCThrough Put)	240,278	-	-	-	240,278	0.00
	FOLAWIYO (PPMCThrough Put)	53,929,356	-	180,000	6,357,667	47,401,686	0.85
	NIPCO DEPOT (PPMC Through Put)	193,274	-	69,007	-	124,267	0.00
	NIPCO DEPOT (NNPC RETAIL Through Put)	367,321	-	-	-	367,321	0.01
	RAIN OIL (NNPC RETAIL Thrupt)	185,362	-	-	-	883,601	-0.02
	11PLC (FORMERLY MOBIL PLC) (PPMC Through Put)	5,353	-	-	-	5,353	0.00
	ATLAS COVE	17,187,361	-	-	16,434,000	753,361	0.01
	287,473,116	-	6,660,040	63,275,460	216,341,208	3.86	
	MARKETERS	OPENING	RECIPT	EVACUATION	DEAD STOCK	OPERATIONAL STOCK VALUE	DAYS SUFFICIENCY
N N P C P H A R E A	PPMC DEPOT PH	2,513,000	2,812,000	2,018,085	1,905,826	1,399,174	0.02
	PPMC DEPOT ABA	6,765,000	-	-	-	6,765,000	0.12
	PPMC DEPOT ENUGU - (OFF SPEC)	11,552,000	360,000	-	6,028,000	5,870,000	0.10
	PPMC DEPOT MAKURDI	17,718,000	-	-	-	17,718,000	0.32
	LIQUID BULK PH	46,223,062	-	240,000	-	45,983,062	0.82
	MASTERS ENERGY PH	40,806,987	-	-	-	40,806,987	0.73
	STOCKGAP AKWETE	27,253,600	-	305,000	-	26,948,600	0.48
	SHORELINK PH	4,268,431	-	-	-	4,268,431	0.08
	TSL PH	20,375,289	-	886,000	-	19,488,860	0.35
	PHRC	38,871,000	-	-	2,876,000	33,119,000	0.59
	216,346,369	3,172,000	3,449,085	10,809,826	202,367,114	3.61	



PETROLEUM PRODUCTS PRICING REGULATORY AGENCY

DEPOT BY DEPOT [PMS] DAYS SUFFICIENCY							8-Jul-2020
	MARKETERS	OPENING	RECIPT	EVACUATION	DEAD STOCK	OPERATIONAL STOCK VALUE	DAYS SUFFICIENCY
N N P C W A R R I A R E A	PPMC DEPOT BENIN - (OFF SPEC)	20,807,228	-	-	3,965,512	16,841,716	0.30
	PPMC DEPOT WARRI		1,419,052	1,419,050	-	-	0.54
	CYBERNETICS OGHARA	8,808,400	-	453,000		8,355,400	0.54
	A & E PET WARRI	2,323,986	-	-		2,323,986	0.54
	AYM SHAFI (LANAKA)	13,882,593	-	2,888,000		10,994,593	0.54
	MATRIX ENERGY WARRI	3,108,224	-	225,000		2,883,224	0.54
	NEPAL OGHARA (NNPC)/ACTION ENERGY	6,698,299	-	235,000		6,463,299	0.54
	OPTIMA KOKO	7,869,945	-	265,000		7,604,945	0.54
	RAINOIL OGHARA	23,482	-	-		23,482	0.54
	TAURUS KOKO	16,720,624	-	971,000		15,749,624	0.54
	WRPC	47,337,000	-		1,471,000	44,395,000	0.79
			127,579,781	1,419,052	6,456,050	5,436,512	115,635,269
	MARKETERS	OPENING	RECIPT	EVACUATION	DEAD STOCK	OPERATIONAL STOCK VALUE	DAYS SUFFICIENCY
N N P C Z O N E K A D U N A	KADUNA DEPOT	8,316,982	-	-	1,286,000	8,446,375	0.15
	KANO DEPOT	18,809,497	-	-	1,750,000	7,585,260	0.14
	MINNA DEPOT	6,343,117	-	-	1,350,000	6,265,097	0.11
	GOMBE DEPOT	10,115,222	-	-	543,000	9,611,789	0.17
	JOS DEPOT	17,271,930	-	-	4,307,000	12,964,930	0.23
	GUSAU DEPOT	1,221,735	-	-	1,572,000	350,265	-0.01
	SULEJA DEPOT	33,813,000	-	-	1,500,000	32,313,000	0.58
	YOLA DEPOT	12,335,170	-	-	2,242,000	10,227,650	0.18
	MAIDUGURI DEPOT	475,000	-	-	502,000	30,000	0.00
			108,701,653	-	-	15,052,000	87,033,836
C A L A B A R N N P C	PPMC DEPOT CALABAR	16,064,915	-	297,000	3,936,000	11,831,915	0.21
	DOZZY OIL CALABAR	12,884,259	-	1,144,000		11,740,259	0.21
	MAINLAND CALABAR (PPMC)	1,664	-	-		1,664	0.00
	NEW CORE ENERGY (DEAD STOCK)	2,695	-	-		2,695	0.00
	SPECIALTY CALABAR	11,193,036	-	730,000		10,463,036	0.19
			40,146,569	0	2,171,000	3,936,000	34,039,569
		780,247,488	4,591,052	18,736,175	98,509,798	655,416,996	11.70



PETROLEUM PRODUCTS PRICING REGULATORY AGENCY

DEPOT BY DEPOT [PMS] DAYS SUFFICIENCY							8-Jul-2020
	MARKETERS	OPENING	RECIPT	EVACUATION	DEAD STOCK	OPERATIONAL STOCK VALUE	DAYS SUFFICIENCY
M K T E R S J O L R A G O S	11PLC (FORMERLY MOBIL PLC)	19,530,210	-	1,728,159	1,170,443	16,631,023	0.30
	CONOIL	10,857,952	-	540,000	701,686	9,567,878	0.17
	ARDOVA (FORMERLY FORTE OIL)	7,968,105	-	2,255,000	970,000	4,743,105	0.08
	MRS OIL NIG PLC	2,985,411	-	192,000	495,934	2,297,477	0.04
	OANDO/ TOTAL JV	9,001,119	-	1,286,025	1,237,992	6,480,291	0.12
	OVH ENERGY	18,625,441	-	1,681,000	1,602,495	15,340,362	0.27
	TOTAL APAPA	21,984,741	-	396,001	1,226,871	20,361,869	0.36
		90,952,979	-	8,078,185	7,405,421	75,422,005	1.35
M K T E R S M A R J O R P H Z	CONOIL PH	1,796,906	-	-	1,602,627	194,279	0.00
							0.00
							0.00
							0.00
							0.00
							0.00
							0.00
		- 1,796,906	-	-	1,602,627	194,279	0.00
	92,749,885.00	-	8,078,185.00	9,008,048.00	75,616,284.00	1.35	



PETROLEUM PRODUCTS PRICING REGULATORY AGENCY

DEPOT BY DEPOT [PMS] DAYS SUFFICIENCY							8-Jul-2020
MARKETERS	OPENING	RECIPT	EVACUATION	DEAD STOCK	OPERATIONAL STOCK VALUE	DAYS SUFFICIENCY	
A.A. RANO	15,904,953	-	2,165,000	765,000	12,971,344	0.23	
AIPEC	6,545,904	-	346,000	194,228	6,005,676	0.11	
AITEO DEPOT (PMS s HYDE ENERGY p	42,028,403	-	1,983,000	2,291,199	37,742,443	0.67	
ASCON DEPOT	1,183,100	-	515,000	-	668,100	0.01	
BOVAS DEPOT, LAGOS	10,223,012	-	2,019,000	70,000	8,140,624	0.15	
BOVAS BULK, IBAFON	9,679,068	-	523,000	-	9,161,864	0.16	
CHIPET DEPOT	477,668	-	-	400	477,268	0.01	
DEE JONES DEPOT	2,255,258	-	-	701,686	1,549,105	0.03	
EMADEB ENERGY DEPOT	24,897,375	-	567,000	1,121,145	23,204,014	0.41	
ETERNA DEPOT	4,000,886	-	1,073,000	300,000	2,624,870	0.05	
FATGBEMS DEPOT	9,081,775	-	180,000	-	8,901,819	0.16	
FIRST ROYAL DEPOT	14,715,232	-	843,000	-	13,872,305	0.25	
FOLAWIYO	10,493,943	-	688,000	-	9,805,943	0.18	
GULF TREASURES	22,168,860	-	-	-	22,168,860	0.40	
HEYDEN	7,212,396	-	1,096,000	-	6,096,658	0.11	
HONEYWELL DEPOT (PMS is TOTAL PL	4,626,907	-	-	300,708	4,326,199	0.08	
INTEGRATED OIL & GAS	14,394,099	-	179,000	1,300,000	12,888,785	0.23	
MENJ OIL DEPOT	747,940	-	-	1,800,000	1,052,060	-0.02	
MRS OIL AND GAS LTD.	39,991,218	-	50,000	1,909,276	38,031,942	0.68	
NIPCO DEPOT	25,819,657	-	3,673,550	2,400,000	19,724,101	0.35	
OBAT DEPOT, LAGOS	6,543,829	-	644,000	-	5,916,545	0.11	
OCEAN PRIDE DEPOT	6,303,087	-	825,000	-	5,478,087	0.10	
RAHAMANIYYA DEPOT	7,673	-	-	-	7,673	0.00	
RAIN OIL	8,760,731	-	1,031,000	600,000	7,128,965	0.13	
STALLIONAIRE	359,872	-	-	-	359,872	0.01	
STAR SYNERGY DEPOT	9,478,584	-	770,000	110,535	8,598,049	0.15	
SWIFT DEPOT	9,443,053	-	741,000	154,333	8,570,820	0.15	
WOSBAB	26,850,623	5,995,671	452,000	900,000	31,494,294	0.56	
	334,195,106	5,995,671	20,363,550	14,918,510	304,864,165	5.44	

D
A
P
P
M
A

M
K
T
E
R
S

L
A
G
O
S



PETROLEUM PRODUCTS PRICING REGULATORY AGENCY

DEPOT BY DEPOT [PMS] DAYS SUFFICIENCY							8-Jul-2020	
	MARKETERS	OPENING	RECIPT	EVACUATION	DEAD STOCK	OPERATIONAL STOCK VALUE	DAYS SUFFICIENCY	
D A P P M A M K T E R S P H / C A L A B A R / W A R R I	ALKANES CALABAR	18,731,144	-	416,000		18,315,144	0.33	
	BLOKKS	7,479,872	-	293,000		7,186,872	0.13	
	FYNEFIELD DEPOT CALABAR	22,147,294	-	2,031,000		20,112,180	0.36	
	MAINLAND CALABAR	17,092,768	-	120,000		16,972,768	0.30	
	NORTHWEST CALABAR	20,856,499	-	207,000		20,671,105	0.37	
	ROSA MYSTICA CALABAR	18,557,494	-	596,000		17,956,907	0.32	
	UGO-HANNAH CALABAR	11,743,034	-	466,000		11,277,034	0.20	
		116,608,105	-	4,129,000	-	112,492,010	2.01	
		MARKETERS	OPENING	RECIPT	EVACUATION	DEAD STOCK	OPERATIONAL STOCK VALUE	DAYS SUFFICIENCY
	AVIDOR PH	6,809,694			2,664,000		4,158,195	0.07
	SHORELINK PH	8,368,392		-	-	-	8,354,715	0.15
	EVER OIL PH	20,046,816		-	173,000		19,873,816	0.35
	STOCKGAP AKWETE	210,000					210,000	0.00
		35,434,902	-	2,837,000	-	32,596,726	0.58	
		MARKETERS	OPENING	RECIPT	EVACUATION	DEAD STOCK	OPERATIONAL STOCK VALUE	DAYS SUFFICIENCY
	A & E PET WARRI	42,357,684		-	2,195,000		40,162,684	0.72
	MATRIX ENERGY WARRI	41,057,579		-	5,047,996		36,009,583	0.64
	NEPAL OGHARA	8,380,971		-	206,000		8,174,971	0.15
	PINNACLE WARRI	1,596,202		-	226,000		1,370,202	0.02
	PRUDENT OGHARA	21,840,734		-	2,287,067		19,553,667	0.35
	RAINOIL OGHARA	11,545,078		-	2,299,932		9,245,146	0.17
	SYNOD WARRI (KEONAMAX)	26,600,597		-	969,000		25,631,597	0.46
	TAURUS KOKO	500,540		-	-		500,540	0.01
		153,879,385	-	13,230,995	-	140,648,390	2.51	
		Sub-Total	640,117,498	5,995,671	40,560,545	14,918,510	590,601,291	10.55
	GRAND TOTAL		1,513,114,871	10,586,723	67,374,905	122,436,356	1,321,634,571	23.60