



PETROLEUM PRODUCTS PRICING REGULATORY AGENCY



PETROLEUM PRODUCTS STOCK DATA

10TH AUGUST 2020



PETROLEUM PRODUCTS PRICING REGULATORY AGENCY

PETROLEUM PRODUCTS STOCK/DAYS SUFFICIENCY (AM REPORT)					10-Aug-2020		
	PMS	HHK	AGO	ATK	LPFO	BITUMEN	BASE OIL
LAND BASED STOCK (LTRS)	1,166,648,962	26,575,792	540,352,506	147,319,692	7,681,235	11,810,057	51,764,722
MARINE STOCK (LTRS)	403,874,037	-	165,940,320	-	-	-	26,083,697
TOTAL STOCK (LTRS)	1,570,522,999	26,575,792	706,292,826	147,319,692	7,681,235	11,810,057	77,848,419
Land Based (Days)	20.83	35.91	38.60	49.11	27.43	43.74	139.90
Marine (Days)	7.21	0.00	11.85	0.00	0.00	0.00	70.50
Total (Days)	28.05	35.91	50.45	49.11	27.43	43.74	210.40
* NOTE: National Average Daily Evacuation/Truck-out figures are as follows:							
PMS: 56Mltrs/day; AGO: 14Mltrs/day, DPK/HHK: 0.74Mltrs/day, ATK: 3Mltrs/day, LPFO: 0.28Mltrs/day, Base Oil: 0.37Mltrs/day, Bitumen: 0.27Mltrs/day (Projection for Q4, 2019)							



PETROLEUM PRODUCTS PRICING REGULATORY AGENCY

NATIONAL INLAND PMS STOCK FOR NNPC DOWNSTREAM MEETING:						9-Aug-2020
PRODUCT	OPENING STOCK	PRODUCT RECEIPT	EVACUATION	DEAD STOCK	CLOSING STOCK (Operational value)	
PMS	1,300,301,917	10,074,403	15,248,774	118,744,284	1,166,648,962	CONFIRMED STOCK
1	NNPC RETAIL	MT MARLIN MAGNETIC	NOJ	DISCHARGING	26,950,400	UNCONFIRMED STOCK
2	BONO ENERGY	MT WESLEY EX MT KRITI RUBY	IBRU	DISCHARGING	13,697,927	UNCONFIRMED STOCK
3	MRS OIL & GAS LTD	MT REGINA	DANTATA	COMPLETED DISCHARGE	60,543,700	UNCONFIRMED STOCK
4	INTEGRATED	MT LEVANTO EX MT BW KRONBORG	INTEGRATED	DISCHARGING	9,878,828	UNCONFIRMED STOCK
5	11 PLC. TOTAL, ARDOVA & NIPCO	MT KRITI RUBY	BOP	DISCHARGING	7,273,068	UNCONFIRMED STOCK
6	VIRGIN FOREST	MT OLUWASEUN EX MT GEM NO 3	VIRGIN FOREST/ALKANES	DISCHARGING	10,971,998	UNCONFIRMED STOCK
7	NNPC/PPMC	MT LESTE EX PALAWAN STAR	MAGCOBAR/CONOIL	DISCHARGING	11,657,187	UNCONFIRMED STOCK
					140,973,108	
	1,300,301,917	10,074,403	15,248,774	118,744,284	1,307,622,071	



PETROLEUM PRODUCTS PRICING REGULATORY AGENCY

NATIONAL INLAND PRODUCTS STOCK:						9-Aug-2020		
PRODUCT	OPENING STOCK	PRODUCT RECEIPT	EVACUATION	DEAD STOCK	CLOSING STOCK (Operational value)	NATIONAL AVERAGE DAILY CONSUMPTION	DAYS SUFFICIENCY	PREVIOUS DAYS SUFFICIENCY
PMS	1,300,301,917	10,074,403	15,248,774	118,744,284	1,166,648,962	56,000,000	20.83	20.92
AGO	604,995,472	0	4,187,287	50,281,694	540,352,506	14,000,000	38.60	38.90
HHK	36,308,921	0	-2	11,232,318	26,575,792	740,000	35.91	35.71
ATK	155,995,853	0	1,383,998	7,292,401	147,319,692	3,000,000	49.11	49.57
LPFO	7,936,039	0	0	254,804	7,681,235	280,000	27.43	27.43
BITUMEN	12,386,700	0	0	576,643	11,810,057	270,000	43.74	43.74
BASE OIL	53,096,544	0	298,537	1,027,739	51,764,722	370,000	139.90	140.73
NATIONAL INLAND PMS STOCK LEVEL - NNPC & OTHER MARKETERS						9-Aug-2020		
AREA	COMPANY	OPENING STOCK	PRODUCT RECEIPT (LTRS)	EVACUATION (LTRS)	DEAD STOCK (LTRS)	CLOSING STOCK (LTRS)	CONTRIBUTION (%)	DAYS SUFFICIENCY
LAGOS AREA	NNPC	246,488,066	0	0	63,275,460	181,993,090	33.93	3.25
	MOMAN	77,618,845	0	4,773,213	8,060,349	64,742,992	12.07	1.16
	DAPPMA	303,999,924	10,074,403	9,505,563	14,918,510	289,660,047	54.00	5.17
		628,106,835	10,074,403	14,278,776	86,254,319	536,396,129	100	9.58
PORT-HARCOURT AREA	NNPC	141,257,733	0	0	7,933,826	133,323,907	74.64	2.38
	MOMAN	1,768,264	0	0	1,602,627	165,637	0.09	0.00
	DAPPMA	45,137,257	0	0	0	45,137,257	25.27	0.81
		188,163,254	0	0	9,536,453	178,626,801	100	3.19
CALABAR AREA	NNPC	15,667,980	0	0	3,936,000	11,731,980	12.46	0.21
	MOMAN						0.00	0.00
	DAPPMA	82,434,503	0	0		82,434,503	87.54	1.47
		98,102,483	0	0	3,936,000	94,166,483	100	1.68
WARRI AREA	NNPC	107,190,176	0	-2	3,965,512	103,224,664	39.59	1.84
	MOMAN						0.00	0.00
	DAPPMA	158,471,611	0	970,000		157,513,321	60.41	2.81
		265,661,787	0	969,998	3,965,512	260,737,985	100	4.66
*KADUNA AREA (ONLY SINGLE PRODUCT)	NNPC	120,267,558	0	0	15,052,000	96,721,564	100.00	1.73
	MOMAN						0.00	0.00
	DAPPMA						0.00	0.00
		120,267,558	0	0	15,052,000	96,721,564	100	1.73
TOTAL FOR ALL AREAS	NNPC	630,871,513	0	-2	94,162,798	526,995,205	45.17	9.41
	MOMAN	79,387,109	0	4,773,213	9,662,976	64,908,629	5.56	1.16
	DAPPMA	590,043,295	10,074,403	10,475,563	14,918,510	574,745,128	49.26	10.26
GRAND TOTAL (LAND BASED)		1,300,301,917	10,074,403	15,248,774	118,744,284	1,166,648,962	100	20.83



PETROLEUM PRODUCTS PRICING REGULATORY AGENCY

PMS				
			DATE:	10-Aug-2020
	PREVIOUS DAY SUFFICIENCY	STOCK (LTRS)	% LEVEL	DAY SUFFICIENCY
LAND + JETTY STOCK				
NNPC	9.88	630,323,168.48	45%	11.26
MAJOR MARKETERS	1.80	146,261,451.00	10%	2.61
DAPPMA	12.20	635,075,074.36	45%	11.34
TOTAL LAND+JETTY	23.88	1,411,659,694	100%	25.21
MARINE OFFSHORE STOCK				
NNPC	4.57	158,863,306	100%	2.84
MAJOR MARKETERS	0.00	-	0%	0.00
DAPPMA	0.00	-	0%	0.00
TOTAL MARINE	4.57	158,863,306	100%	2.84
TOTAL STOCK				
NNPC	14.45	789,186,474	50%	14.09
MAJOR MARKETERS	1.80	146,261,451	9%	2.61
DAPPMA	12.20	635,075,074	40%	11.34
TOTAL STOCK	28.45	1,570,522,999	100%	28.05

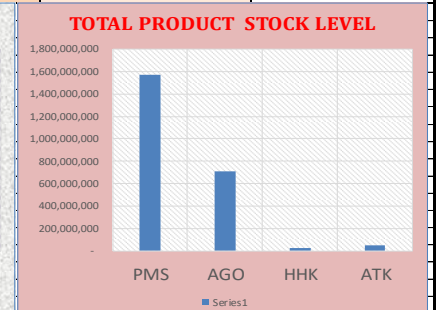
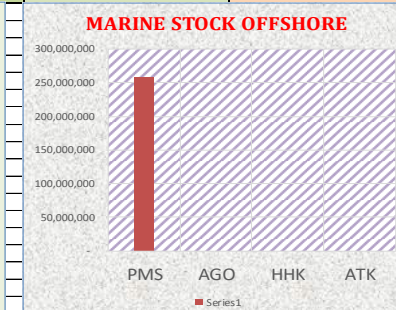
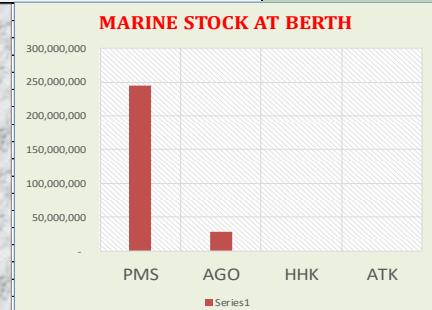
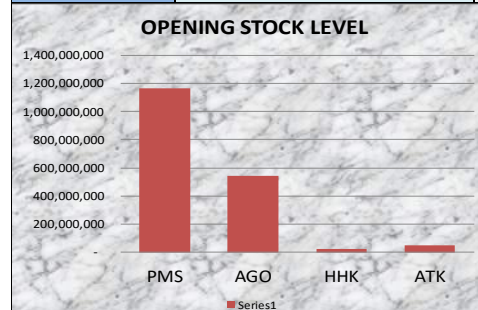


PETROLEUM PRODUCTS PRICING REGULATORY AGENCY

NATIONAL MARINE PRODUCTS STOCK LEVEL (NNPC, MAJORS AND INDEPENDENT MARKETERS)								10-Aug-2020		
PRODUCT	QUANTITY OFFSHORE			QUANTITY AT BERTH			TOTAL QUANTITY (OFFSHORE & AT BERTH)			
	MT	LITRES	DAYS SUFFICIENCY	MT	LITRES	DAYS SUFFICIENCY	MT	LITRES	DAYS SUFFICIENCY	
PMS	118,466.30	158,863,306	2.84	182,707	245,010,731	4.4	301,173.8	403,874,037	7.21	
AGO	117,973.80	137,321,508	9.81	24,587	28,618,812	2.0	142,560.4	165,940,320	11.85	
HHK	-	-	-	-	-	-	-	-	-	
ATK	-	-	-	-	-	-	-	-	-	
LPFO	-	-	0	-	-	-	-	-	-	
BITUMEN	-	-	-	-	-	-	-	-	-	
BASE OIL	-	-	0	21,171.83	26,083,697	70.5	21,171.8	26,083,697	70.50	

NATIONAL TOTAL PRODUCTS STOCK QUANTITY AND DAYS SUFFICIENCY - LAND+MARINE							9-Aug-2020
	Opening Stock [Land Based (Litres)]	Marine (Litres)	Total (Litres)	Marine Products Days Sufficiency			
PMS	1,166,648,962	403,874,037	1,570,522,999				
Days Sufficiency	20.83	7.21	28.05				
HHK	26,575,792	-	26,575,792				
Days Sufficiency	35.91	-	35.91				
AGO	540,352,506	165,940,320	706,292,826				
Days Sufficiency	38.60	11.85	50.45				
BASE OIL	-	-	-				

NATIONAL PRODUCTS STOCK LEVEL (NNPC, MAJORS AND INDEPENDENT MARKETERS)						9-Aug-2020	
	OPENING STOCK [LAND BASED]		MARINE STOCK QUANTITY AT BERTH [DISCHARGING]		MARINE STOCK QUANTITY AT OFFSHORE		TOTAL [LAND BASED+MARINE] Litres
	QUANTITY (LTRS)	DAYS SUFFICIENCY	QUANTITY (LTRS)	DAYS SUFFICIENCY	QUANTITY (LTRS)	DAYS SUFFICIENCY	
PMS	1,166,648,962	20.83	245,010,731	4.38	158,863,306	2.84	1,570,522,999
AGO	540,352,506	38.60	28,618,812	2.04	137,321,508	9.81	706,292,826
HHK	26,575,792	35.91	-	-	-	-	26,575,792
ATK	51,764,722	17.25	-	-	-	-	51,764,722





PETROLEUM PRODUCTS PRICING REGULATORY AGENCY

DAILY PRODUCTS VESSEL AT BERTH/ DISCHARGING NATIONWIDE					10-Aug-2020
PMS					
S/No.	Marketer	Vessel	Jetty	STATUS	Arrival Quantity (Litre)
1	NNPC RETAIL	MT MARLIN MAGNETIC	NOJ	DISCHARGING	26,950,400
2	BONO ENERGY	MT WESLEY EX MT KRITI RUBBY	IBRU	DISCHARGING	13,697,927
3	MRS OIL & GAS LTD	MT REGINA	DANTATA	COMPLETED DISCHARGE	60,543,700
4	INTEGRATED	MT LEVANTO EX MT BW KRONBORG	INTEGRATED	DISCHARGING	13,126,455
5	11 PLC. TOTAL, ARDOVA & NIPCO	MT KRITI RUBY	BOP	DISCHARGING	20,809,122
6	PPMC	MT ALPINE LINK	NACJ	DISCHARGING	50,301,213
7	VIRGIN FOREST	MT OLUWASEUN EX MT GEM NO 3	VIRGIN FOREST/ALKANES	DISCHARGING	13,522,677
8	FYNEFIELD	MT AYODEJI	FYNEFIELD	AWAITING PRE ARRIVAL ULLAGE FORMALITIES	19,982,887
9	NNPC/PPMC	MT LESTE EX PALAWAN STAR	MAGCOBAR/CONOIL	DISCHARGING	19,557,018
10	NNPC/PPMC	MT LESTE EX PALAWAN STAR	MAGCOBAR/TSL	DISCHARGING	6,519,332
OTHER MARKETERS TOTAL					-
PMS GRAND TOTAL IN LITRE (PPMC & OTHER MARKETERS)					245,010,731



PETROLEUM PRODUCTS PRICING REGULATORY AGENCY

DAILY PRODUCTS VESSEL AT BERTH/ DISCHARGING NATIONWIDE					10-Aug-2020
AGO					
S/No.	Marketer	Vessel	Jetty	STATUS	Arrival Quantity (Litre)
1	NIPCO	MT WEYMOUTH EX MT BRITISH REGARD/MT NORD SUPERIOR	FRADRO	DISCHARGING	10,814,402
2	AYM SHAFI	MT ZEEZEE EX MT JO REDWOOD	MENJ	DISCHARGING	17,804,410
AGO TOTAL					28,618,812
BASE OIL					
S/No.	Marketer	Vessel	Jetty	STATUS	Arrival Quantity (Litre)
1	NIMADCO	MT BRO NUUK	ABTL	COMPLETED DISCHARGE	4,615,503
2	AMASCO	MT BRENTHOLMEN	ABTL	COMPLETED DISCHARGE	4,756,572
3	BASE FLUID	MT BRENTHOLMEN	ABTL	COMPLETED DISCHARGE	10,551,622
4	BASE FLUID	MT FAIRCHEM CONQUEST	PWA	AWAITING PRE ARRIVAL ULLAGE FORMALITIES	6,160,000
BASE OIL TOTAL					26,083,697



PETROLEUM PRODUCTS PRICING REGULATORY AGENCY

DAILY PMS VESSEL DISCHARGING ON AREA BASIS					10-Aug-2020	
LAGOS AREA						
S/No.	Marketer	Vessel	Jetty	Arrival Quantity (Litres)	STATUS	
1	NNPC RETAIL	MT MARLIN MAGNETIC	NOJ	26,950,400	DISCHARGING	0.48
2	BONO ENERGY	MT WESLEY EX MT KRITI RUBY	IBRU	13,697,927	DISCHARGING	0.24
3	MRS OIL & GAS LTD	MT REGINA	DANTATA	60,543,700	COMPLETED DISCHARGE	1.08
4	INTEGRATED	MT LEVANTO EX MT BW KRONBORG	INTEGRATED	13,126,455	DISCHARGING	0.23
5	11 PLC. TOTAL, ARDOVA & NIPCO	MT KRITI RUBY	BOP	20,809,122	DISCHARGING	0.37
6	PPMC	MT ALPINE LINK	NACJ	50,301,213	DISCHARGING	0.90
NNPC TOTAL				77,251,613		1.38
MOMAN TOTAL				81,352,822		1.45
DAPPMA TOTAL				26,824,382		0.48
PH AREA						
S/No.	Marketer	Vessel	Jetty	Arrival Quantity (Litres)	STATUS	
1	NNPC/PPMC	MT LESTE EX PALAWAN STAR	MAGCOBAR/CONOIL	19,557,018	DISCHARGING	0.35
2	NNPC/PPMC	MT LESTE EX PALAWAN STAR	MAGCOBAR/TSL	6,519,332	DISCHARGING	0.12
NNPC TOTAL				26,076,350		0.47
MOMAN TOTAL				-		-
DAPPMA TOTAL				-		-
CALABAR AREA						
S/No.	Marketer	Vessel	Jetty	Arrival Quantity (Litres)	STATUS	
1	VIRGIN FOREST	MT OLUWASEUN EX MT GEM NO 3	VIRGIN FOREST	13,522,677	DISCHARGING	0.24
2	FYNEFIELD	MT AYODEJI	FYNEFIELD	19,982,887	AWAITING PRE ARRIVAL ULLAGE FORMALITIES	0.36
NNPC TOTAL				-		-
MOMAN TOTAL				-		-
DAPPMA TOTAL				33,505,564		0.60
TOTAL FOR ALL AREAS						
NNPC TOTAL @ JETTY				103,327,963		1.85
MOMAN TOTAL @ JETTY				81,352,822		1.45
DAPPMA TOTAL @ JETTY				60,329,946		1.08
GRAND TOTAL (MARINE - @ JETTIES)				245,010,731		4.38
NNPC MARINE @ OFFSHORE				158,863,306		2.84
MOMAN MARINE @ OFFSHORE				-		-
DAPPMA MARINE @ OFFSHORE				-		-



PETROLEUM PRODUCTS PRICING REGULATORY AGENCY

DAILY PMS PRODUCTS VESSEL OFFSHORE NATIONWIDE						10-Aug-2020
PMS						
S/No.	Marketer	Supplier	Vessel	Arrival Jetty	STATUS	Arrival Quantity (MT)
1	NNPC	NNPC/DUKE OIL	MT CHAPEL	STS	STS	14,999.923
2	NNPC	NNPC/DUKE OIL	MT DEAN EX MT SONANGOL	STS	STS	15,000.000
3	NNPC	NNPC MERCURIA/PETROGAS	MT NAVIG8 GRACE	STS	STS	23,816.375
4	NNPC	NNPC COASTAL VESSELS	MT OSTRIA	PHRC	COMPLETED STS	19,833.000
5	NNPC	NNPC COASTAL VESSELS	MT WALGA	MAINLAND	COMPLETED STS	14,526.000
6	NNPC	NNPC COASTAL VESSELS	MT MATRIX S. ILU	MATRIX	COMPLETED STS	15,137.000
7	NNPC	NNPC COASTAL VESSELS	MT KINGIS	AA RANO	COMPLETED STS	15,154.000
PPMC TOTAL						118,466.298
OTHER MARKETERS TOTAL						
PMS GRAND TOTAL (PPMC & OTHER MARKETERS)						118,466.30
					158,863,306	2.84



PETROLEUM PRODUCTS PRICING REGULATORY AGENCY

DEPOT BY DEPOT [PMS] DAYS SUFFICIENCY							
							9-Aug-2020
	MARKETERS	OPENING	RECIPT	EVACUATION	DEAD STOCK	OPERATIONAL STOCK VALUE	DAYS SUFFICIENCY
N N P C L A G O S A R E A	PPMC EJIGBO	4,797,491	-	-	2,781,754	2,015,737	0.04
	PPMC IBADAN (*pls see remark)	48,120,557	-	-	7,597,520	43,506,857	0.78
	PPMC ILORIN (*pls see remark)	15,344,967	-	-	1,801,436	13,982,819	0.25
	PPMC MOSIMI	90,421,826	-	-	26,422,529	60,271,310	1.08
	PPMC ORE	1,872,984	-	-	1,880,554	7,570	0.00
	AITEO DEPOT (PPMC THRUPUT)	6,169,028	-	-	-	6,169,028	0.11
	AITEO DEPOT (NNPC RETAIL THRUPUT)	6,521,074	-	-	-	6,521,074	0.12
	BOVAS (PPMCThrough Put)	240,278	-	-	-	240,278	0.00
	FOLAWIYO (PPMCThrough Put)	39,840,346	-	-	6,357,667	33,451,643	0.60
	NIPCO DEPOT (PPMC Through Put)	55,267	-	-	-	55,267	0.00
	NIPCO DEPOT (NNPC RETAIL Through Put)	16,255,805	-	-	-	16,255,805	0.29
	RAIN OIL (NNPC RETAIL Thruput)	-	-	-	-	883,601	-0.02
	11PLC (FORMERLY MOBIL PLC) (PPMC Through Put)	17,589	-	-	-	17,589	0.00
	ATLAS COVE	16,830,854	-	-	16,434,000	396,854	0.01
			246,488,066	-	-	63,275,460	181,993,090
	MARKETERS	OPENING	RECIPT	EVACUATION	DEAD STOCK	OPERATIONAL STOCK VALUE	DAYS SUFFICIENCY
N N P C A R E A P H	PPMC DEPOT PH	1,704,000	-	-	1,905,826	201,826	0.00
	PPMC DEPOT ABA	6,765,000	-	-	-	6,765,000	0.12
	PPMC DEPOT ENUGU - (OFF SPEC)	13,518,000	-	-	6,028,000	7,490,000	0.13
	PPMC DEPOT MAKURDI	17,720,000	-	-	-	17,720,000	0.32
	LIQUID BULK PH	43,674,571	-	-	-	43,674,571	0.78
	MASTERS ENERGY PH	35,458,100	-	-	-	35,458,100	0.63
	STOCKGAP AKWETE	18,624,645	-	-	-	18,624,645	0.33
	TSL PH	3,520,417	-	-	-	3,520,417	0.06
	PHRC	273,000	-	-	-	273,000	0.00
		141,257,733	-	-	7,933,826	133,323,907	2.38



PETROLEUM PRODUCTS PRICING REGULATORY AGENCY

DEPOT BY DEPOT [PMS] DAYS SUFFICIENCY							
							9-Aug-2020
	MARKETERS	OPENING	RECIPT	EVACUATION	DEAD STOCK	OPERATIONAL STOCK VALUE	DAYS SUFFICIENCY
N N P C W A R R I A R E A	PPMC DEPOT BENIN - (OFF SPEC)	20,800,901	-	-	3,965,512	16,835,389	0.30
	PPMC DEPOT WARRI		-	2	-	-	0.00
	A & E PET WARRI	1,963,986	-	-		1,963,986	0.04
	BLUEFIN WARRI	4,442,164	-	-		4,442,164	0.08
	CYBERNETICS OGHARA	3,355,798	-	-		3,355,798	0.06
	MATRIX ENERGY WARRI	2,597,224	-	-		2,597,224	0.05
	NEPAL OGHARA (NNPC)/ACTION ENERGY	3,145,000	-	-		3,145,000	0.06
	OPTIMA KOKO	16,438,260	-	-		16,438,260	0.29
	TAURUS KOKO	26,739,361	-	-		26,739,361	0.48
	RAINOIL OGHARA	23,482	-	-		23,482	0.00
	WRPC	27,684,000	-	-		27,684,000	0.49
		107,190,176	-	2	3,965,512	103,224,664	1.84
	MARKETERS	OPENING	RECIPT	EVACUATION	DEAD STOCK	OPERATIONAL STOCK VALUE	DAYS SUFFICIENCY
N N P C Z O N E K A D U N A	KADUNA DEPOT	13,135,463	-	-	1,286,000	13,135,463	0.23
	KANO DEPOT	20,548,928	-	-	1,750,000	7,585,260	0.14
	MINNA DEPOT	8,205,161	-	-	1,350,000	8,341,835	0.15
	GOMBE DEPOT	10,440,111	-	-	543,000	9,897,111	0.18
	JOS DEPOT	19,098,148	-	-	4,307,000	14,791,148	0.26
	GUSAU DEPOT	1,218,085	-	-	1,572,000	353,915	-0.01
	SULEJA DEPOT	33,846,000	-	-	1,500,000	32,296,000	0.58
	YOLA DEPOT	13,300,662	-	-	2,242,000	11,058,662	0.20
	MAIDUGURI DEPOT	475,000	-	-	502,000	30,000	0.00
			120,267,558	-	-	15,052,000	96,721,564
C A L A B A R N N P C	PPMC DEPOT CALABAR	9,315,000	-	-	3,936,000	5,379,000	0.10
	DOZZY OIL CALABAR	6,348,791	-	-		6,348,791	0.11
	MAINLAND CALABAR (PPMC)	1,664	-	-		1,664	0.00
	NEW CORE ENERGY (DEAD STOCK)	2,525	-	-		2,525	0.00
			15,667,980	0	0	3,936,000	11,731,980
		630,871,513	-	2	94,162,798	526,995,205	9.41



PETROLEUM PRODUCTS PRICING REGULATORY AGENCY

DEPOT BY DEPOT [PMS] DAYS SUFFICIENCY							
							9-Aug-2020
	MARKETERS	OPENING	RECIPT	EVACUATION	DEAD STOCK	OPERATIONAL STOCK VALUE	DAYS SUFFICIENCY
N N P C W A R R I A R E A	PPMC DEPOT BENIN - (OFF SPEC)	20,800,901	-	-	3,965,512	16,835,389	0.30
	PPMC DEPOT WARRI		-	2	-	-	0.00
	A & E PET WARRI	1,963,986	-	-		1,963,986	0.04
	BLUEFIN WARRI	4,442,164	-	-		4,442,164	0.08
	CYBERNETICS OGHARA	3,355,798	-	-		3,355,798	0.06
	MATRIX ENERGY WARRI	2,597,224	-	-		2,597,224	0.05
	NEPAL OGHARA (NNPC)/ACTION ENER	3,145,000	-	-		3,145,000	0.06
	OPTIMA KOKO	16,438,260	-	-		16,438,260	0.29
	TAURUS KOKO	26,739,361	-	-		26,739,361	0.48
	RAINOIL OGHARA	23,482	-	-		23,482	0.00
	WRPC	27,684,000	-	-		27,684,000	0.49
			107,190,176	-	2	3,965,512	103,224,664
	MARKETERS	OPENING	RECIPT	EVACUATION	DEAD STOCK	OPERATIONAL STOCK VALUE	DAYS SUFFICIENCY
N N P C Z O N E K A D U N A	KADUNA DEPOT	13,135,463	-	-	1,286,000	13,135,463	0.23
	KANO DEPOT	20,548,928	-	-	1,750,000	7,585,260	0.14
	MINNA DEPOT	8,205,161	-	-	1,350,000	8,341,835	0.15
	GOMBE DEPOT	10,440,111	-	-	543,000	9,897,111	0.18
	JOS DEPOT	19,098,148	-	-	4,307,000	14,791,148	0.26
	GUSAU DEPOT	1,218,085	-	-	1,572,000	353,915	-0.01
	SULEJA DEPOT	33,846,000	-	-	1,500,000	32,296,000	0.58
	YOLA DEPOT	13,300,662	-	-	2,242,000	11,058,662	0.20
	MAIDUGURI DEPOT	475,000	-	-	502,000	30,000	0.00
			120,267,558	-	-	15,052,000	96,721,564
C A L A B A N N P C R	PPMC DEPOT CALABAR	9,315,000	-	-	3,936,000	5,379,000	0.10
	DOZZY OIL CALABAR	6,348,791	-	-		6,348,791	0.11
	MAINLAND CALABAR (PPMC)	1,664	-	-		1,664	0.00
	NEW CORE ENERGY (DEAD STOCK)	2,525	-	-		2,525	0.00
			15,667,980	0	0	3,936,000	11,731,980
		630,871,513	-	2	94,162,798	526,995,205	9.41



PETROLEUM PRODUCTS PRICING REGULATORY AGENCY

DEPOT BY DEPOT [PMS] DAYS SUFFICIENCY							9-Aug-2020
	MARKETERS	OPENING	RECIPT	EVACUATION	DEAD STOCK	OPERATIONAL STOCK VALUE	DAYS SUFFICIENCY
M K T E R S J O L R A G O S	11PLC (FORMERLY MOBIL PLC)	19,685,143	-	-	1,170,443	18,514,700	0.33
	CONOIL	10,335,044	-	-	701,686	9,628,179	0.17
	ARDOVA (FORMERLY FORTE OIL)	3,503,335	-	33,000	970,000	2,495,015	0.04
	MRS OIL NIG PLC	8,588,273	-	579,997	495,934	7,504,100	0.13
	OANDO/ TOTAL JV	7,130,715	-	1,164,089	1,237,992	4,729,751	0.08
	OVH ENERGY	17,427,412	-	1,738,129	2,246,592	13,418,024	0.24
	TOTAL APAPA	10,948,923	-	1,257,998	1,237,702	8,453,223	0.15
			77,618,845	-	4,773,213	8,060,349	64,742,992
M K T E R S M A R J O R P H Z	CONOIL PH	1,768,264	-	-	1,602,627	165,637	0.00
							0.00
							0.00
							0.00
							0.00
							0.00
							0.00
		-	1,768,264	-	-	1,602,627	165,637
		79,387,109.00	-	4,773,213.00	9,662,976.00	64,908,629.00	1.16



PETROLEUM PRODUCTS PRICING REGULATORY AGENCY

DEPOT BY DEPOT [PMS] DAYS SUFFICIENCY							
9-Aug-2020							
	MARKETERS	OPENING	RECIPT	EVACUATION	DEAD STOCK	OPERATIONAL STOCK VALUE	DAYS SUFFICIENCY
D A P P M A M K T E R S L A G O S	A.A. RANO	1,316,276	-	-	765,000	551,276	0.01
	AIPEC	225,611	-	-	194,228	31,383	0.00
	AITEO DEPOT (PMS s HYDE ENERGY p	40,581,169	-	-	2,291,199	38,289,970	0.68
	ASCON DEPOT	15,367,761	-	166,000	-	15,201,761	0.27
	BOVAS DEPOT, LAGOS	9,273,983	-	2,231,000	70,000	6,979,160	0.12
	BOVAS BULK, IBAFON	12,218,379	-	-	-	12,218,379	0.22
	CHIPET DEPOT	10,611,538	-	2,455,000	400	8,155,574	0.15
	DEE JONES DEPOT	91,675	-	-	701,686	610,011	-0.01
	EMADEB ENERGY DEPOT	23,389,975	-	-	1,121,145	22,268,830	0.40
	ETERNA DEPOT	8,261,328	-	304,000	300,000	7,657,766	0.14
	FIRST ROYAL DEPOT	7,407,969	-	-	-	7,407,969	0.13
	FOLAWIYO	23,972,317	-	-	-	23,972,317	0.43
	GULF TREASURES	14,495,707	-	486,000	-	14,008,455	0.25
	HEYDEN	10,123,073	-	-	-	10,123,073	0.18
	HONEYWELL DEPOT (PMS is TOTAL P	1,924,691	-	-	300,708	1,623,983	0.03
	INDEX DEPOT	12,324,469	-	-	-	12,324,469	0.22
	INTEGRATED OIL & GAS	10,847,866	-	-	1,300,000	9,547,866	0.17
	MENJ OIL DEPOT	20,043,402	-	-	1,800,000	18,243,402	0.33
	MRS OIL AND GAS LTD.	23,723,850	-	-	1,909,276	21,814,574	0.39
	NIPCO DEPOT	5,205,569	10,074,403	-	2,400,000	12,879,972	0.23
	OBAT DEPOT, LAGOS	243,508	-	-	-	243,508	0.00
	OCEAN PRIDE DEPOT	5,766,555	-	-	-	5,766,555	0.10
	RAHAMANIYYA DEPOT	8,673	-	-	-	8,673	0.00
	RAIN OIL	15,016,725	-	3,167,999	600,000	11,248,726	0.20
	STALLIONAIRE	359,872	-	-	-	359,872	0.01
	STAR SYNERGY DEPOT	226,018	-	-	110,535	115,483	0.00
	SWIFT DEPOT	3,484,023	-	-	154,333	3,329,690	0.06
	TECHNO OIL DEPOT	9,242,977	-	552,000	-	8,699,287	0.16
T-TIME	869,166	-	-	-	869,166	0.02	
WOSBAB	17,375,799	-	143,564	900,000	16,328,919	0.29	
		303,999,924	10,074,403	9,505,563	14,918,510	289,660,047	5.17



PETROLEUM PRODUCTS PRICING REGULATORY AGENCY

DEPOT BY DEPOT [PMS] DAYS SUFFICIENCY							9-Aug-2020	
	MARKETERS	OPENING	RECIPT	EVACUATION	DEAD STOCK	OPERATIONAL STOCK VALUE	DAYS SUFFICIENCY	
D A P P M A M K T E R S P H / C A L A B A R / W A R R I	ALKANES CALABAR	5,087,394	-	-		5,087,394	0.09	
	FYNEFIELD DEPOT CALABAR	26,169,163	-	-		26,169,163	0.47	
	HYDE CALABAR	2,843,223	-	-		2,843,223	0.05	
	MAINLAND CALABAR	9,928,602	-	-		9,928,602	0.18	
	NORTHWEST CALABAR	18,337,146	-	-		18,337,146	0.33	
	ROSA MYSTICA CALABAR	17,466,288	-	-		17,466,288	0.31	
	VIRGIN FOREST ORON	2,602,687	-	-		2,602,687	0.05	
		82,434,503	-	-	-	82,434,503	1.47	
		MARKETERS	OPENING	RECIPT	EVACUATION	DEAD STOCK	OPERATIONAL STOCK VALUE	DAYS SUFFICIENCY
	AVIDOR PH	10,984,622	-	-			10,984,622	0.20
	SHORELINK PH	14,673,697	-	-			14,673,697	0.26
	STOCKGAP AKWETE	19,478,938	-	-			19,478,938	0.35
		45,137,257	-	-	-	45,137,257	0.81	
		MARKETERS	OPENING	RECIPT	EVACUATION	DEAD STOCK	OPERATIONAL STOCK VALUE	DAYS SUFFICIENCY
	A & E PET WARRI	29,088,273	-	-			29,088,273	0.52
	AYM SHAFI (LANAKA)	19,368,463	-	-	970,000		18,398,463	0.33
	MATRIX ENERGY WARRI	19,251,443	-	-			19,251,443	0.34
	FRADRO OGHARA	15,628,337	-	-			15,628,337	0.28
	NEPAL OGHARA	765,465	-	-			765,465	0.01
	OPTIMA KOKO	4,015,440	-	-			4,027,150	0.07
OTHNIEL BROOKS OGHARA	9,245,383	-	-			9,245,383	0.17	
PINNACLE WARRI	30,653,091	-	-			30,653,091	0.55	
PRUDENT OGHARA	14,782,442	-	-			14,782,442	0.26	
RAINOIL OGHARA	7,201,019	-	-			7,201,019	0.13	
SYNOD WARRI (KEONAMAX)	8,466,017	-	-			8,466,017	0.15	
SYNOD WARRI (KEONAMEX)	6,238	-	-			6,238	0.00	
	158,471,611	-	-	970,000	-	157,513,321	2.81	
Sub-Total		590,043,295	10,074,403	10,475,563	14,918,510	574,745,128	10.26	