



## PETROLEUM PRODUCTS PRICING REGULATORY AGENCY



## **PETROLEUM PRODUCTS STOCK DATA**

**17TH AUGUST 2020**



## PETROLEUM PRODUCTS PRICING REGULATORY AGENCY

PETROLEUM PRODUCTS STOCK/DAYS SUFFICIENCY (AM REPORT)					17-Aug-2020		
	PMS	HHK	AGO	ATK	LPFO	BITUMEN	BASE OIL
LAND BASED STOCK (LTRS)	1,140,875,033	23,849,036	549,157,797	130,222,971	6,641,301	14,421,236	66,172,463
MARINE STOCK (LTRS)	267,058,421	-	137,672,371	-	-	3,792,019	13,973,383
TOTAL STOCK (LTRS)	1,407,933,454	23,849,036	686,830,168	130,222,971	6,641,301	18,213,255	80,145,846
Land Based (Days)	20.37	32.23	39.23	43.41	23.72	53.41	178.84
Marine (Days)	4.77	0.00	9.83	0.00	0.00	14.04	37.77
Total (Days)	<b>25.14</b>	<b>32.23</b>	<b>49.06</b>	<b>43.41</b>	<b>23.72</b>	<b>67.46</b>	<b>216.61</b>
* NOTE: National Average Daily Evacuation/Truck-out figures are as follows:							
PMS: 56Mltrs/day; AGO: 14Mltrs/day, DPK/HHK: 0.74Mltrs/day, ATK: 3Mltrs/day, LPFO: 0.28Mltrs/day, Base Oil: 0.37Mltrs/day, Bitumen: 0.27Mltrs/day (Projection for Q4, 2019)							



## PETROLEUM PRODUCTS PRICING REGULATORY AGENCY

NATIONAL INLAND PMS STOCK FOR NNPC DOWNSTREAM MEETING:						16-Aug-2020
PRODUCT	OPENING STOCK	PRODUCT RECEIPT	EVACUATION	DEAD STOCK	CLOSING STOCK (Operational value)	
<b>PMS</b>	<b>1,219,593,418</b>	<b>65,359,926</b>	<b>5,135,998</b>	<b>126,651,284</b>	<b>1,140,875,033</b>	CONFIRMED STOCK
1	VIRGIN FOREST	MT OLUWASEUN EX MT GEM NO 3	VIRGIN FOREST	COMPLETED DISCHARGE	<b>9,786,982</b>	UNCONFIRMED STOCK
					<b>9,786,982</b>	
	<b>1,219,593,418</b>	<b>65,359,926</b>	<b>5,135,998</b>	<b>126,651,284</b>	<b>1,150,662,015</b>	



## PETROLEUM PRODUCTS PRICING REGULATORY AGENCY

NATIONAL INLAND PRODUCTS STOCK:						16-Aug-2020		
PRODUCT	OPENING STOCK	PRODUCT RECEIPT	EVACUATION	DEAD STOCK	CLOSING STOCK (Operational value)	NATIONAL AVERAGE DAILY CONSUMPTION	DAYS SUFFICIENCY	PREVIOUS DAYS SUFFICIENCY
<b>PMS</b>	<b>1,219,593,418</b>	<b>65,359,926</b>	<b>5,135,998</b>	<b>126,651,284</b>	<b>1,140,875,033</b>	56,000,000	<b>20.37</b>	19.33
<b>AGO</b>	<b>561,565,472</b>	<b>45,776,614</b>	<b>1,283,219</b>	<b>50,284,694</b>	<b>549,157,797</b>	14,000,000	<b>39.23</b>	36.05
<b>HHK</b>	<b>33,582,803</b>	<b>0</b>	<b>-2</b>	<b>11,233,318</b>	<b>23,849,036</b>	740,000	<b>32.23</b>	32.19
<b>ATK</b>	<b>137,854,630</b>	<b>0</b>	<b>288,000</b>	<b>7,292,401</b>	<b>130,222,971</b>	3,000,000	<b>43.41</b>	43.52
<b>LPFO</b>	<b>6,896,105</b>	<b>0</b>	<b>0</b>	<b>254,804</b>	<b>6,641,301</b>	280,000	<b>23.72</b>	23.72
<b>BITUMEN</b>	<b>14,997,879</b>	<b>0</b>	<b>0</b>	<b>576,643</b>	<b>14,421,236</b>	270,000	<b>53.41</b>	53.41
<b>BASE OIL</b>	<b>67,370,120</b>	<b>0</b>	<b>169,166</b>	<b>1,027,739</b>	<b>66,172,463</b>	370,000	<b>178.84</b>	179.30
NATIONAL INLAND PMS STOCK LEVEL - NNPC & OTHER MARKETERS						16-Aug-2020		
AREA	COMPANY	OPENING STOCK	PRODUCT RECEIPT (LTRS)	EVACUATION (LTRS)	DEAD STOCK (LTRS)	CLOSING STOCK (LTRS)	CONTRIBUTION (%)	DAYS SUFFICIENCY
LAGOS AREA	NNPC	261,441,322	0	0	63,275,460	197,973,732	34.99	3.54
	MOMAN	62,123,739	17,246,372	1,754,000	8,060,349	69,547,574	12.29	1.24
	DAPPMA	316,588,765	0	3,382,000	14,918,510	298,282,560	52.72	5.33
		<b>640,153,826</b>	<b>17,246,372</b>	<b>5,136,000</b>	<b>86,254,319</b>	<b>565,803,866</b>	<b>100</b>	<b>10.10</b>
PORT-HARCOURT AREA	NNPC	154,361,832	7,905,000	0	15,843,826	143,567,006	77.69	2.56
	MOMAN	21,807,356	0	0	1,602,627	20,204,729	10.93	0.36
	DAPPMA	21,023,801	0	0	0	21,023,801	11.38	0.38
		<b>197,192,989</b>	<b>7,905,000</b>	<b>0</b>	<b>17,446,453</b>	<b>184,795,536</b>	<b>100</b>	<b>3.30</b>
CALABAR AREA	NNPC	13,321,980	0	0	3,936,000	9,385,980	8.82	0.17
	MOMAN						0.00	0.00
	DAPPMA	76,965,111	20,064,372	0		97,029,483	91.18	1.73
		<b>90,287,091</b>	<b>20,064,372</b>	<b>0</b>	<b>3,936,000</b>	<b>106,415,463</b>	<b>100</b>	<b>1.90</b>
WARRI AREA	NNPC	89,508,579	0	-2	3,962,512	85,549,067	45.83	1.53
	MOMAN						0.00	0.00
	DAPPMA	80,981,145	20,144,182	0		101,125,327	54.17	1.81
		<b>170,489,724</b>	<b>20,144,182</b>	<b>-2</b>	<b>3,962,512</b>	<b>186,674,394</b>	<b>100</b>	<b>3.33</b>
*KADUNA AREA (ONLY DRILLED PRODUCT)	NNPC	121,469,788	0	0	15,052,000	97,185,774	100.00	1.74
	MOMAN						0.00	0.00
	DAPPMA						0.00	0.00
		<b>121,469,788</b>	<b>0</b>	<b>0</b>	<b>15,052,000</b>	<b>97,185,774</b>	<b>100</b>	<b>1.74</b>
TOTAL FOR ALL AREAS	NNPC	<b>640,103,501</b>	<b>7,905,000</b>	<b>-2</b>	<b>102,069,798</b>	<b>533,661,559</b>	<b>46.78</b>	<b>9.53</b>
	MOMAN	<b>83,931,095</b>	<b>17,246,372</b>	<b>1,754,000</b>	<b>9,662,976</b>	<b>89,752,303</b>	<b>7.87</b>	<b>1.60</b>
	DAPPMA	<b>495,558,822</b>	<b>40,208,554</b>	<b>3,382,000</b>	<b>14,918,510</b>	<b>517,461,171</b>	<b>45.36</b>	<b>9.24</b>
GRAND TOTAL (LAND BASED)		<b>1,219,593,418</b>	<b>65,359,926</b>	<b>5,135,998</b>	<b>126,651,284</b>	<b>1,140,875,033</b>	<b>100</b>	<b>20.37</b>



## PETROLEUM PRODUCTS PRICING REGULATORY AGENCY

<b>PMS</b>				
			<b>DATE:</b>	<b>17-Aug-2020</b>
	PREVIOUS DAY SUFFICIENCY	STOCK (LTRS)	% LEVEL	DAY SUFFICIENCY
<b>LAND + JETTY STOCK</b>				
<b>NNPC</b>	9.69	543,649,008.96	45%	9.71
<b>MAJOR MARKETERS</b>	1.71	93,729,426.00	8%	1.67
<b>DAPPMA</b>	10.07	560,613,281.00	47%	10.01
<b>TOTAL LAND+JETTY</b>	<b>21.47</b>	<b>1,197,991,716</b>	<b>100%</b>	<b>21.39</b>
<b>MARINE OFFSHORE STOCK</b>				
<b>NNPC</b>	2.84	209,941,738	100%	3.75
<b>MAJOR MARKETERS</b>	0.00	-	0%	0.00
<b>DAPPMA</b>	0.00	-	0%	0.00
<b>TOTAL MARINE</b>	<b>2.84</b>	<b>209,941,738</b>	<b>100%</b>	<b>3.75</b>
<b>TOTAL STOCK</b>				
<b>NNPC</b>	12.54	753,590,747	54%	13.46
<b>MAJOR MARKETERS</b>	1.71	93,729,426	7%	1.67
<b>DAPPMA</b>	10.07	560,613,281	40%	10.01
<b>TOTAL STOCK</b>	<b>24.31</b>	<b>1,407,933,454</b>	<b>100%</b>	<b>25.14</b>

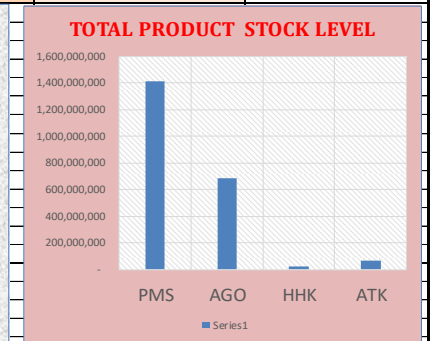
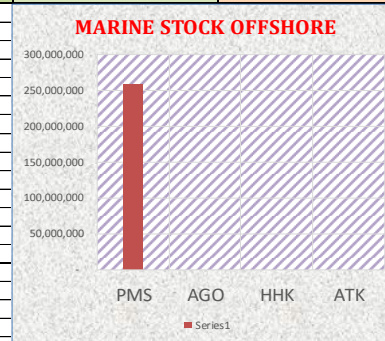
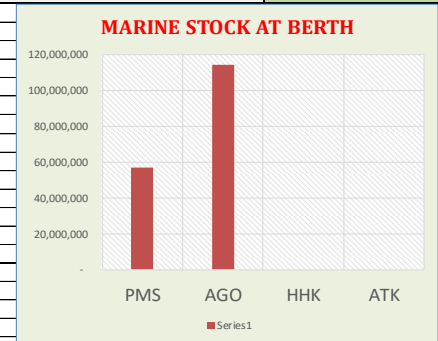
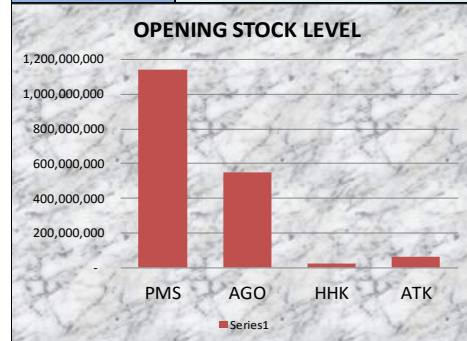


## PETROLEUM PRODUCTS PRICING REGULATORY AGENCY

NATIONAL MARINE PRODUCTS STOCK LEVEL (NNPC, MAJORS AND INDEPENDENT MARKETERS)							17-Aug-2020		
PRODUCT	QUANTITY OFFSHORE			QUANTITY AT BERTH			TOTAL QUANTITY (OFFSHORE & AT BERTH)		
	MT	LITRES	DAYS SUFFICIENCY	MT	LITRES	DAYS SUFFICIENCY	MT	LITRES	DAYS SUFFICIENCY
PMS	156,556.11	209,941,738	3.75	42,593	57,116,683	1.0	199,148.7	267,058,421	4.77
AGO	20,233.09	23,551,319	1.68	98,042	114,121,052	8.2	118,275.2	137,672,371	9.83
HHK	-	-	-	-	-	-	-	-	-
ATK	-	-	-	-	-	-	-	-	-
LPFO	-	-	0	-	-	-	-	-	-
BITUMEN	-	-	-	3,257.75	3,792,019	14.0	3,257.7	3,792,019	14.04
BASE OIL	-	-	0	11,342.03	13,973,383	37.8	11,342.0	13,973,383	37.77

NATIONAL TOTAL PRODUCTS STOCK QUANTITY AND DAYS SUFFICIENCY - LAND+MARINE				16-Aug-2020		
	Opening Stock [Land Based (Litres)]	Marine (Litres)	Total (Litres)			
PMS	1,140,875,033	267,058,421	1,407,933,454			
Days Sufficiency	20.37	4.77	25.14			
HHK	23,849,036	-	23,849,036			
Days Sufficiency	32.23	-	32.23			
AGO	549,157,797	137,672,371	686,830,168			
Days Sufficiency	39.23	9.83	49.06			

NATIONAL PRODUCTS STOCK LEVEL (NNPC, MAJORS AND INDEPENDENT MARKETERS)						16-Aug-2020	
	OPENING STOCK [LAND BASED]		MARINE STOCK QUANTITY AT BERTH [DISCHARGING]		MARINE STOCK QUANTITY AT OFFSHORE		TOTAL [LAND BASED+MARINE] Litres
	QUANTITY (LTRS)	DAYS SUFFICIENCY	QUANTITY (LTRS)	DAYS SUFFICIENCY	QUANTITY (LTRS)	DAYS SUFFICIENCY	
PMS	1,140,875,033	20.37	57,116,683	1.02	209,941,738	3.75	1,407,933,454
AGO	549,157,797	39.23	114,121,052	8.15	23,551,319	1.68	686,830,168
HHK	23,849,036	32.23	-	-	-	-	23,849,036
ATK	66,172,463	22.06	-	-	-	-	66,172,463





## PETROLEUM PRODUCTS PRICING REGULATORY AGENCY

DAILY PRODUCTS VESSEL AT BERTH/ DISCHARGING NATIONWIDE					17-Aug-2020
<b>PMS</b>					
S/No.	Marketer	Vessel	Jetty	STATUS	Arrival Quantity (Litres)
1	FATGBEMS	MT SL AREMU EX MT PIKE	FATGBEMS	DISCHARGING	13,250,128
2	TOTAL, NIPCO, ARDOVA & 11 PLC	MT HORIZON ATHENA	ASPM	DISCHARGING	3,977,123
3	VIRGIN FOREST	MT OLUWASEUN EX MT GEM NO 3	VIRGIN FOREST	COMPLETED DISCHARGE	9,786,982
4	MATRIX	MT MATRIX ASA EX MT CHAPEL	MATRIX	AWAITING PRE ARRIVAL DISCHARGE FORMALITIES	20,115,000
5	NNPC/PPMC	MT OSTRIA EX MT KRONBORG	PHRC OKRIKA	DISCHARGING	9,987,450
OTHER MARKETERS TOTAL					-
PMS GRAND TOTAL IN LITRE (PPMC & OTHER MARKETERS)					57,116,683
DAILY PRODUCTS VESSEL AT BERTH/ DISCHARGING NATIONWIDE					17-Aug-2020
<b>AGO</b>					
S/No.	Marketer	Vessel	Jetty	STATUS	Arrival Quantity (Litres)
1	BONO ENERGY & OPTIMA ENERGY	MT WEYMOUTH EX MT JO REDWOOD	IBRU	DISCHARGING	5,937,030
2	STALLONAIRE LTD	MT ADEBOMI 1 EX MT JO REDWOOD	HEYDEN	DISCHARGING	1,440,416
3	OVH, TOTAL	MT WALMER EX MT JO REDWOOD	NOJ	DISCHARGING	11,983,142
4	ZONE 4 ENERGY	MT WESLEY EX MT JO REDWOOD	FIRST DEEP WATER	DISCHARGING	5,973,851
5	ASHARAMI SYNERGY	MT ADEBOMI 3 EX MT NORSTAR INTREPID	IBRU	DISCHARGING	11,752,767
6	PRUDENT ENERGY	MT MOSUNMOLA EX MT TORM HELLENRUP	IBRU	DISCHARGING	15,069,822
7	MRS OIL & GAS LTD	MT BORA EX MT NORSTAR INTREPID	DANTATA	AWAITING PRE ARRIVAL ULLAGE FORMALITIES	38,284,532
8	NIPCO	MT BROOK EX MT HOUSTON STAR	NPA BERTH 7	DISCHARGING	11,875,182
9	NIPCO	MT VENLO EX MT DOVER EX MT HOUSTON	AVIDOR	DISCHARGING	11,804,310
AGO TOTAL					114,121,052
<b>BASE OIL</b>					
S/No.	Marketer	Vessel	Jetty	STATUS	Arrival Quantity (Litres)
1	NIMADCO	MT BRO NUUK	ABTL	COMPLETED DISCHARGE	2,661,851
2	AMASCO	MT BRENTHOLMEN	ABTL	COMPLETED DISCHARGE	4,756,572
5	AMMASCO	MT CAROLUS MAGNUS	DOZZY	DISCHARGED	2,323,880
6	AMMASCO	MT CAROLUS MAGNUS	DOZZY	DISCHARGED	4,011,080
BASE OIL TOTAL					13,973,383
<b>BITUMEN</b>					
S/No.	Marketer	Vessel	Jetty	STATUS	Arrival Quantity (Litres)
1	CYBERNETIC	MT SAN BIAGIO	CYBERNETIC	DISCHARGED	3,792,019
BITUMEN TOTAL					3,792,019



## PETROLEUM PRODUCTS PRICING REGULATORY AGENCY

DAILY PMS VESSEL DISCHARGING ON AREA BASIS					17-Aug-2020	
<b>LAGOS AREA</b>						
S/No.	Marketer	Vessel	Jetty	Arrival Quantity (Litres)	STATUS	
1	FATGBEMS	MT SL AREMU EX MT PIKE	FATGBEMS	13,250,128	DISCHARGING	0.24
2	TOTAL, NIPCO, ARDOVA & 11 PLC	MT HORIZON ATHENA	ASPM	3,977,123	DISCHARGING	0.07
NNPC TOTAL						-
MOMAN TOTAL				3,977,123		0.07
DAPPMA TOTAL				13,250,128		0.24
<b>PH AREA</b>						
S/No.	Marketer	Vessel	Jetty	Arrival Quantity (Litres)	STATUS	
1	NNPC/PPMC	MT OSTRIA EX MT KRONBORG	PHRC OKRIKA	9,987,450	DISCHARGING	0.18
NNPC TOTAL				9,987,450		0.18
MOMAN TOTAL				-		-
DAPPMA TOTAL				-		-
<b>CALABAR AREA</b>						
S/No.	Marketer	Vessel	Jetty	Arrival Quantity (Litres)	STATUS	
1	VIRGIN FOREST	MT OLUWASEUN EX MT GEM NO 3	VIRGIN FOREST	9,786,982	DISCHARGING	0.17
NNPC TOTAL						-
MOMAN TOTAL				-		-
DAPPMA TOTAL				9,786,982		0.17
<b>WARRI/OGHARA AREA</b>						
S/No.	Marketer	Vessel	Jetty	Arrival Quantity (Litres)	STATUS	
1	MATRIX	MT MATRIX ASA EX MT CHAPEL	MATRIX	20,115,000	DISCHARGE FORMALITIES	0.36
NNPC TOTAL						-
MOMAN TOTAL				-		-
DAPPMA TOTAL				20,115,000		0.36
<b>TOTAL FOR ALL AREAS</b>						
NNPC TOTAL @ JETTY				9,987,450		0.18
MOMAN TOTAL @ JETTY				3,977,123		0.07
DAPPMA TOTAL @ JETTY				43,152,110		0.77
GRAND TOTAL (MARINE - @ JETTIES)				57,116,683		1.02
NNPC MARINE @ OFFSHORE				209,941,738		3.75
MOMAN MARINE @ OFFSHORE				-		-
DAPPMA MARINE @ OFFSHORE				-		-





## PETROLEUM PRODUCTS PRICING REGULATORY AGENCY

DAILY PMS PRODUCTS VESSEL OFFSHORE NATIONWIDE						17-Aug-2020
PMS						
S/No.	Marketer	Supplier	Vessel	Arrival Jetty	STATUS	Arrival Quantity (MT)
1	NNPC	NNPC/LITASCO SA	MT PIKE	STS	STS	34,551.588
2	NNPC	NNPC/DUKE OIL	MT PICTON	STS	STS	15,217.812
3	NNPC	NNPC/MATRIX/LEVENE	MT VINJERAC	STS	STS	37,993.080
4	NNPC	NNPC COASTAL VESSELS	MT TORNADO	STS	COMPLETED STS	14,977.251
5	NNPC	NNPC COASTAL VESSELS	MT SEYMOUR	STS	ESCRAVOS FWB	15,000.000
6	NNPC	NNPC COASTAL VESSELS	MT SAFESEA NEHA III	STS	COMPLETED STS	8,816.375
7	NNPC	NNPC COASTAL VESSELS	MT DEAN	STS	COMPLETED STS	15,000.000
8	NNPC	NNPC COASTAL VESSELS	MT ZEEZEE	STS	ESCRAVOS FWB	15,000.000
<b>PPMC TOTAL</b>						<b>156,556.106</b>
<b>OTHER MARKETERS TOTAL</b>						
<b>PMS GRAND TOTAL (PPMC &amp; OTHER MARKETERS)</b>						<b>156,556.11</b>
					<b>209,941,738</b>	<b>3.75</b>



## PETROLEUM PRODUCTS PRICING REGULATORY AGENCY

DEPOT BY DEPOT [PMS] DAYS SUFFICIENCY							
							16-Aug-2020
	MARKETERS	OPENING	RECIPT	EVACUATION	DEAD STOCK	OPERATIONAL STOCK VALUE	DAYS SUFFICIENCY
N N P C  L A G O S  A R E A	PPMC EJIGBO	12,672,631	-	-	2,781,754	9,890,877	0.18
	PPMC IBADAN (*pls see remark)	39,808,009	-	-	7,597,520	38,534,209	0.69
	PPMC ILORIN (*pls see remark)	9,406,260	-	-	1,801,436	7,553,592	0.13
	PPMC MOSIMI	94,573,925	-	-	26,422,529	62,570,379	1.12
	PPMC ORE	1,872,984	-	-	1,880,554	7,570	0.00
	AITEO DEPOT ( PPMC THRUPUT )	5,159,019	-	-	-	5,159,019	0.09
	AITEO DEPOT (NNPC RETAIL THRUPU	31,299,268	-	-	-	31,299,268	0.56
	BOVAS (PPMCThrough Put)	240,278	-	-	-	240,278	0.00
	FOLAWIYO (PPMCThrough Put)	38,154,311	-	-	6,357,667	31,796,644	0.57
	NIPCO DEPOT (PPMC Through Put)	55,267	-	-	-	55,267	0.00
	NIPCO DEPOT (NNPC RETAIL Through	11,106,782	-	-	-	11,106,782	0.20
	RAIN OIL (NNPC RETAIL Thruput)	-	-	-	-	883,601	-0.02
	11PLC (FORMERLY MOBIL PLC) (PPM	30,869	-	-	-	30,869	0.00
	ATLAS COVE	17,061,719	-	-	16,434,000	627,719	0.01
			<b>261,441,322</b>	-	-	<b>63,275,460</b>	<b>197,973,732</b>
	MARKETERS	OPENING	RECIPT	EVACUATION	DEAD STOCK	OPERATIONAL STOCK VALUE	DAYS SUFFICIENCY
N N P C  P H  A R E A	PPMC DEPOT PH	1,704,000	2,498,000	-	1,905,826	2,296,174	0.04
	PPMC DEPOT ABA	6,765,000	353,000	-	-	7,118,000	0.13
	PPMC DEPOT ENUGU - (OFF SPEC)	13,609,000	-	-	6,028,000	7,581,000	0.14
	PPMC DEPOT MAKURDI	17,308,000	-	-	-	17,308,000	0.31
	LIQUID BULK PH	42,484,571	-	-	-	42,484,571	0.76
	MASTERS ENERGY PH	32,843,100	-	-	-	32,843,100	0.59
	STOCKGAP AKWETE	17,890,108	-	-	-	17,890,108	0.32
	TSL PH	10,115,053	-	-	-	10,115,053	0.18
	PHRC	11,643,000	5,054,000	-	-	7,910,000	5,931,000
		<b>154,361,832</b>	<b>7,905,000</b>	-	<b>15,843,826</b>	<b>143,567,006</b>	<b>2.56</b>



## PETROLEUM PRODUCTS PRICING REGULATORY AGENCY

DEPOT BY DEPOT [PMS] DAYS SUFFICIENCY								
16-Aug-2020								
	MARKETERS	OPENING	RECIPT	EVACUATION	DEAD STOCK	OPERATIONAL STOCK VALUE	DAYS SUFFICIENCY	
<b>WARRI AREA</b>	PPMC DEPOT BENIN - (OFF SPEC)	20,800,901	-	-	3,965,512	16,835,389	0.30	
	PPMC DEPOT WARRI		-	2	-	-	0.00	
	A & E PET WARRI	1,738,986	-	-	-	1,738,986	0.03	
	BLUEFIN WARRI	685,164	-	-	-	685,164	0.01	
	CYBERNETICS OGHARA	2,405,798	-	-	-	2,405,798	0.04	
	MATRIX ENERGY WARRI	2,552,224	-	-	-	2,552,224	0.05	
	NEPAL OGHARA (NNPC)/ACTION ENER	2,102,007	-	-	-	2,102,007	0.04	
	OPTIMA KOKO	9,431,300	-	-	-	9,431,300	0.17	
	RAINOIL OGHARA	23,482	-	-	-	23,482	0.00	
	TAURUS KOKO	26,669,717	-	-	-	26,669,717	0.48	
	WRPC	23,099,000	-	-	3,000	23,105,000	0.41	
			<b>89,508,579</b>	<b>-</b>	<b>2</b>	<b>3,962,512</b>	<b>85,549,067</b>	<b>1.53</b>
	MARKETERS	OPENING	RECIPT	EVACUATION	DEAD STOCK	OPERATIONAL STOCK VALUE	DAYS SUFFICIENCY	
<b>KADUNA ZONE</b>	KADUNA DEPOT	13,619,872	-	-	1,286,000	13,659,456	0.24	
	KANO DEPOT	21,196,699	-	-	1,750,000	7,585,260	0.14	
	MINNA DEPOT	8,654,631	-	-	1,350,000	8,566,632	0.15	
	GOMBE DEPOT	10,440,111	-	-	543,000	9,897,111	0.18	
	JOS DEPOT	19,302,898	-	-	4,307,000	14,995,898	0.27	
	GUSAU DEPOT	1,218,085	-	-	1,572,000	353,915	-0.01	
	SULEJA DEPOT	33,072,000	-	-	1,500,000	31,572,000	0.56	
	YOLA DEPOT	13,490,492	-	-	2,242,000	11,293,332	0.20	
	MAIDUGURI DEPOT	475,000	-	-	502,000	30,000	0.00	
			<b>121,469,788</b>	<b>-</b>	<b>-</b>	<b>15,052,000</b>	<b>97,185,774</b>	<b>1.74</b>
<b>CALABAR</b>	PPMC DEPOT CALABAR	7,322,000	-	-	3,936,000	3,386,000	0.06	
	DOZZY OIL CALABAR	5,995,791	-	-	-	5,995,791	0.11	
	MAINLAND CALABAR (PPMC)	1,664	-	-	-	1,664	0.00	
	NEW CORE ENERGY (DEAD STOCK)	2,525	-	-	-	2,525	0.00	
			<b>13,321,980</b>	<b>0</b>	<b>0</b>	<b>3,936,000</b>	<b>9,385,980</b>	<b>0.17</b>
		<b>640,103,501</b>	<b>7,905,000</b>	<b>-</b>	<b>2</b>	<b>102,069,798</b>	<b>533,661,559</b>	<b>9.53</b>



## PETROLEUM PRODUCTS PRICING REGULATORY AGENCY

DEPOT BY DEPOT [PMS] DAYS SUFFICIENCY							16-Aug-2020
	MARKETERS	OPENING	RECIPT	EVACUATION	DEAD STOCK	OPERATIONAL STOCK VALUE	DAYS SUFFICIENCY
<b>M K T E M R A S J O L R A G O S</b>	11PLC (FORMERLY MOBIL PLC)	15,711,643	6,739,251	-	1,170,443	21,280,451	0.38
	CONOIL	6,580,384	-	1,754,000	701,686	4,121,728	0.07
	ARDOVA (FORMERLY FORTE OIL)	10,239,842	6,627,165	-	970,000	15,897,030	0.28
	MRS OIL NIG PLC	7,108,527	-	-	495,934	6,612,593	0.12
	OANDO/ TOTAL JV	3,848,632	3,879,956	-	1,237,992	6,490,595	0.12
	OVH ENERGY	6,798,352	-	-	2,246,592	4,546,520	0.08
	TOTAL APAPA	11,836,359	-	-	1,237,702	10,598,657	0.19
			<b>62,123,739</b>	<b>17,246,372</b>	<b>1,754,000</b>	<b>8,060,349</b>	<b>69,547,574</b>
<b>M K T E M A R J O R P H Z</b>	CONOIL PH	21,807,356	-	-	1,602,627	20,204,729	0.36
							0.00
							0.00
							0.00
							0.00
							0.00
							0.00
		-	<b>21,807,356</b>	<b>-</b>	<b>-</b>	<b>1,602,627</b>	<b>20,204,729</b>
		<b>83,931,095.00</b>	<b>17,246,372.00</b>	<b>1,754,000.00</b>	<b>9,662,976.00</b>	<b>89,752,303.00</b>	<b>1.60</b>



## PETROLEUM PRODUCTS PRICING REGULATORY AGENCY

DEPOT BY DEPOT [PMS] DAYS SUFFICIENCY							16-Aug-2020
	MARKETERS	OPENING	RECIPT	EVACUATION	DEAD STOCK	OPERATIONAL STOCK VALUE	DAYS SUFFICIENCY
D A P P M A  M K T E R S  L A G O S	A.A. RANO	14,744,091	-	3,382,000	765,000	10,598,467	0.19
	AIPEC	225,611	-	-	194,228	31,383	0.00
	AITEO DEPOT (PMS s HYDE ENERGY p	29,514,090	-	-	2,291,199	27,223,007	0.49
	ASCON DEPOT	11,538,963	-	-	-	11,538,963	0.21
	BONO ENERGY, IBAFON (FORMELY TC	13,474,006	-	-	-	13,474,006	0.24
	BOVAS DEPOT, LAGOS	88,433	-	-	70,000	18,433	0.00
	BOVAS BULK, IBAFON	8,478,467	-	-	-	8,478,467	0.15
	CHIPET DEPOT	7,556,888	-	-	400	7,556,488	0.13
	DEE JONES DEPOT	-	-	-	701,686	701,686	-0.01
	EMADEB ENERGY DEPOT	14,724,657	-	-	1,121,145	13,603,512	0.24
	ETERNA DEPOT	4,562,413	-	-	300,000	4,262,413	0.08
	FIRST ROYAL DEPOT	3,927,080	-	-	-	3,927,080	0.07
	FOLAWIYO	20,772,317	-	-	-	20,772,317	0.37
	GULF TREASURES	13,176,606	-	-	-	13,176,606	0.24
	HEYDEN	4,695,951	-	-	-	4,694,049	0.08
	HONEYWELL DEPOT (PMS is TOTAL P	3,659,655	-	-	300,708	3,358,947	0.06
	INDEX DEPOT	6,934,306	-	-	-	6,934,306	0.12
	INTEGRATED OIL & GAS	16,302,329	-	-	1,300,000	14,997,320	0.27
	MENJ OIL DEPOT	19,091,664	-	-	1,800,000	17,291,664	0.31
	MRS OIL AND GAS LTD.	76,450,397	-	-	1,909,276	74,541,121	1.33
	NIPCO DEPOT	20,858,766	-	-	2,400,000	18,458,833	0.33
	OCEAN PRIDE DEPOT	711,019	-	-	-	711,019	0.01
	RAHAMANIYYA DEPOT	8,673	-	-	-	8,673	0.00
	RAIN OIL	5,305,139	-	-	600,000	4,704,496	0.08
	STALLIONAIRE	359,872	-	-	-	359,872	0.01
	STAR SYNERGY DEPOT	76,118	-	-	110,535	34,417	0.00
	SWIFT DEPOT	709,404	-	-	154,333	554,212	0.01
	TECHNO OIL DEPOT	2,985,408	-	-	-	2,986,567	0.05
	T-TIME	66,970	-	-	-	66,970	0.00
	WOSBAB	15,589,472	-	-	900,000	14,689,472	0.26
		<b>316,588,765</b>	<b>-</b>	<b>3,382,000</b>	<b>14,918,510</b>	<b>298,282,560</b>	<b>5.33</b>



## PETROLEUM PRODUCTS PRICING REGULATORY AGENCY

DEPOT BY DEPOT [PMS] DAYS SUFFICIENCY							16-Aug-2020	
	MARKETERS	OPENING	RECEIPT	EVACUATION	DEAD STOCK	OPERATIONAL STOCK VALUE	DAYS SUFFICIENCY	
D A P P M A  M K T E R S  P H /  C A L A B A R /  W A R R I	ALKANES CALABAR	4,249,074	-	-		4,249,074	0.08	
	FYNEFIELD DEPOT CALABAR	35,871,047	-	-		35,871,047	0.64	
	HYDE CALABAR	630,223	-	-		630,223	0.01	
	MAINLAND CALABAR	4,698,602	20,064,372	-	-	24,762,974	0.44	
	NORTHWEST CALABAR	18,351,847	-	-		18,351,847	0.33	
	ROSA MYSTICA CALABAR	10,580,171	-	-		10,580,171	0.19	
	VIRGIN FOREST ORON	2,584,147	-	-		2,584,147	0.05	
			76,965,111	20,064,372	-	-	97,029,483	1.73
		MARKETERS	OPENING	RECEIPT	EVACUATION	DEAD STOCK	OPERATIONAL STOCK VALUE	DAYS SUFFICIENCY
	AVIDOR PH	2,685,368	-	-			2,685,368	0.05
	SHORELINK PH	5,971,495	-	-			5,971,495	0.11
	STOCKGAP AKWETE	12,366,938	-	-			12,366,938	0.22
			21,023,801	-	-	-	21,023,801	0.38
		MARKETERS	OPENING	RECEIPT	EVACUATION	DEAD STOCK	OPERATIONAL STOCK VALUE	DAYS SUFFICIENCY
	A & E PET WARRI	22,236,885	-	-			22,236,885	0.40
	AYM SHAFI (LANAKA)	2,342,763	-	-			2,342,763	0.04
	MATRIX ENERGY WARRI	11,081,325	-	-			11,081,325	0.20
	FRADRO OGHARA	9,841,837	-	-			9,841,837	0.18
	NEPAL OGHARA	765,465	-	-			765,465	0.01
	OPTIMA KOKO	2,577,150	-	-			2,577,150	0.05
	OTHNIEL BROOKS OGHARA	3,358,000	-	-			3,358,000	0.06
	PINNACLE WARRI	15,106,591	-	-			15,106,591	0.27
	PRUDENT OGHARA	5,718,527	-	-			5,718,527	0.10
	RAINOIL OGHARA	2,376,585	20,144,182	-	-		22,520,767	0.40
SYNOD WARRI (KEONAMAX)	5,576,017	-	-			5,576,017	0.10	
		80,981,145	20,144,182	-	-	101,125,327	1.81	
	<b>Sub-Total</b>	<b>495,558,822</b>	<b>40,208,554</b>	<b>3,382,000</b>	<b>14,918,510</b>	<b>517,461,171</b>	<b>9.24</b>	
<b>GRAND TOTAL</b>		<b>1,219,593,418</b>	<b>65,359,926</b>	<b>5,135,998</b>	<b>126,651,284</b>	<b>1,140,875,033</b>	<b>20.37</b>	