



## PETROLEUM PRODUCTS PRICING REGULATORY AGENCY



# **PETROLEUM PRODUCTS STOCK & DAYS SUFFICIENCY DATA 10TH SEPTEMBER 2020**



## PETROLEUM PRODUCTS PRICING REGULATORY AGENCY

PETROLEUM PRODUCTS STOCK/DAYS SUFFICIENCY (AM REPORT)					10-Sep-2020		
	PMS	HHK	AGO	ATK	LPFO	BITUMEN	BASE OIL
LAND BASED STOCK (LTRS)	1,023,005,131	20,890,476	556,920,776	91,687,990	2,625,294	16,045,010	64,681,701
MARINE STOCK (LTRS)	597,034,845	-	75,683,682	53,245,034	-	-	11,815,729
<b>TOTAL STOCK (LTRS)</b>	<b>1,620,039,976</b>	<b>20,890,476</b>	<b>632,604,458</b>	<b>144,933,024</b>	<b>2,625,294</b>	<b>16,045,010</b>	<b>76,497,430</b>
Land Based (Days)	18.27	28.23	39.78	30.56	9.38	59.43	174.82
Marine (Days)	10.66	0.00	5.41	17.75	0.00	0.00	31.93
<b>Total (Days)</b>	<b>28.93</b>	<b>28.23</b>	<b>45.19</b>	<b>48.31</b>	<b>9.38</b>	<b>59.43</b>	<b>206.75</b>
* NOTE: National Average Daily Evacuation/Truck-out figures are as follows:							
PMS: 56Mltrs/day; AGO: 14Mltrs/day, DPK/HHK: 0.74Mltrs/day, ATK: 3Mltrs/day, LPFO: 0.28Mltrs/day, Base Oil: 0.37Mltrs/day, Bitumen: 0.27Mltrs/day (Projection for Q4, 2019)							



## PETROLEUM PRODUCTS PRICING REGULATORY AGENCY

NATIONAL INLAND PMS STOCK FOR NNPC DOWNSTREAM MEETING:						9-Sep-2020
PRODUCT	OPENING STOCK	PRODUCT RECEIPT	EVACUATION	DEAD STOCK	CLOSING STOCK (Operational value)	
<b>PMS</b>	<b>1,185,935,499</b>	<b>41,713,804</b>	<b>71,903,321</b>	<b>129,369,183</b>	<b>1,023,005,131</b>	CONFIRMED STOCK
1	NNPC/PPMC	MT STENA IMAGE	BOP	DISCHARGING	<b>6,760,860</b>	UNCONFIRMED STOCK
2	NNPC/PPMC	MT MR ARIES	NOJ	DISCHARGING	<b>4,627,070</b>	UNCONFIRMED STOCK
3	NNPC RETAIL	MT KIBAZ	BOP	COMPLETED DISCHARGE	<b>23,080,977</b>	UNCONFIRMED STOCK
4	VIRGIN FOREST	MT ST WALGA EX MT EVRIDIKI	STOCKGAP	DISCHARGING	<b>10,877,587</b>	UNCONFIRMED STOCK
5	MATRIX	MT MATRIX ASA EX MT MATRIX S. ILU EX MT CLOVER	MATRIX	DISCHARGING	<b>18,454,701</b>	UNCONFIRMED STOCK
					<b>63,801,195</b>	
	<b>1,185,935,499</b>	<b>41,713,804</b>	<b>71,903,321</b>	<b>129,369,183</b>	<b>1,086,806,325</b>	



## PETROLEUM PRODUCTS PRICING REGULATORY AGENCY

NATIONAL INLAND PRODUCTS STOCK:						9-Sep-2020		
PRODUCT	OPENING STOCK	PRODUCT RECEIPT	EVACUATION	DEAD STOCK	CLOSING STOCK (Operational value)	NATIONAL AVERAGE DAILY CONSUMPTION	DAYS SUFFICIENCY	PREVIOUS DAYS SUFFICIENCY
<b>PMS</b>	<b>1,185,935,499</b>	<b>41,713,804</b>	<b>71,903,321</b>	<b>129,369,183</b>	<b>1,023,005,131</b>	56,000,000	<b>18.27</b>	18.82
<b>AGO</b>	<b>622,573,603</b>	<b>3,494,812</b>	<b>18,730,119</b>	<b>50,318,694</b>	<b>556,920,776</b>	14,000,000	<b>39.78</b>	40.87
<b>HHK</b>	<b>30,459,841</b>	<b>0</b>	<b>54,998</b>	<b>11,237,318</b>	<b>20,890,476</b>	740,000	<b>28.23</b>	28.33
<b>ATK</b>	<b>100,485,759</b>	<b>0</b>	<b>1,499,616</b>	<b>7,292,401</b>	<b>91,687,990</b>	3,000,000	<b>30.56</b>	31.06
<b>LPFO</b>	<b>3,077,813</b>	<b>0</b>	<b>198,072</b>	<b>254,804</b>	<b>2,625,294</b>	280,000	<b>9.38</b>	11.53
<b>BITUMEN</b>	<b>16,721,993</b>	<b>0</b>	<b>94,566</b>	<b>576,643</b>	<b>16,045,010</b>	270,000	<b>59.43</b>	59.80
<b>BASE OIL</b>	<b>65,793,986</b>	<b>0</b>	<b>515,747</b>	<b>1,027,739</b>	<b>64,681,701</b>	370,000	<b>174.82</b>	176.24
NATIONAL INLAND PMS STOCK LEVEL - NNPC & OTHER MARKETERS						9-Sep-2020		
AREA	COMPANY	OPENING STOCK	PRODUCT RECEIPT (LTRS)	EVACUATION (LTRS)	DEAD STOCK (LTRS)	CLOSING STOCK (LTRS)	CONTRIBUTION (%)	DAYS SUFFICIENCY
LAGOS AREA	NNPC	201,477,603	0	6,854,009	63,275,460	130,350,675	27.46	2.33
	MOMAN	53,695,452		7,714,159	8,060,349	37,953,982	7.99	0.68
	DAPPMA	324,740,302	20,507,455	23,942,857	14,918,510	306,452,656	64.55	5.47
		<b>579,913,357</b>	<b>20,507,455</b>	<b>38,511,025</b>	<b>86,254,319</b>	<b>474,757,313</b>	<b>100</b>	<b>8.48</b>
PORT-HARCOURT AREA	NNPC	159,719,606	90,000	2,940,792	7,933,826	148,851,543	71.98	2.66
	MOMAN	9,169,830	0	724,000	1,602,627	6,836,232	3.31	0.12
	DAPPMA	58,357,523	0	7,240,000	0	51,111,936	24.72	0.91
		<b>227,246,959</b>	<b>90,000</b>	<b>10,904,792</b>	<b>9,536,453</b>	<b>206,799,711</b>	<b>100</b>	<b>3.69</b>
CALABAR AREA	NNPC	8,976,994	0	85,000	3,936,000	4,955,994	5.90	0.09
	MOMAN						0.00	0.00
	DAPPMA	64,435,760	20,429,347	5,768,000		79,089,312	94.10	1.41
		<b>73,412,754</b>	<b>20,429,347</b>	<b>5,853,000</b>	<b>3,936,000</b>	<b>84,045,306</b>	<b>100</b>	<b>1.50</b>
WARRI AREA	NNPC	68,257,093	687,002	2,607,000	4,751,512	60,799,581	37.32	1.09
	MOMAN						0.00	0.00
	DAPPMA	115,532,141	0	13,407,504		102,124,637	62.68	1.82
		<b>183,789,234</b>	<b>687,002</b>	<b>16,014,504</b>	<b>4,751,512</b>	<b>162,924,218</b>	<b>100</b>	<b>2.91</b>
*KADUNA AREA (UNREFINED PRODUCT)	NNPC	121,573,195	0	620,000	24,890,899	94,478,583	100.00	1.69
	MOMAN						0.00	0.00
	DAPPMA						0.00	0.00
		<b>121,573,195</b>	<b>0</b>	<b>620,000</b>	<b>24,890,899</b>	<b>94,478,583</b>	<b>100</b>	<b>1.69</b>
TOTAL FOR ALL AREAS	NNPC	560,004,491	777,002	13,106,801	104,787,697	439,436,376	42.96	7.85
	MOMAN	62,865,282	0	8,438,159	9,662,976	44,790,214	4.38	0.80
	DAPPMA	563,065,726	40,936,802	50,358,361	14,918,510	538,778,541	52.67	9.62
GRAND TOTAL (LAND BASED)		<b>1,185,935,499</b>	<b>41,713,804</b>	<b>71,903,321</b>	<b>129,369,183</b>	<b>1,023,005,131</b>	<b>100</b>	<b>18.27</b>



## PETROLEUM PRODUCTS PRICING REGULATORY AGENCY

<b>PMS</b>				
			<b>DATE:</b>	<b>10-Sep-2020</b>
	PREVIOUS DAY SUFFICIENCY	STOCK (LTRS)	% LEVEL	DAY SUFFICIENCY
<b>LAND + JETTY STOCK</b>				
<b>NNPC</b>	9.18	541,494,611.26	45%	9.67
<b>MAJOR MARKETERS</b>	0.95	44,790,214.00	4%	0.80
<b>DAPPMA</b>	10.94	615,881,086.12	51%	11.00
<b>TOTAL LAND+JETTY</b>	<b>21.08</b>	<b>1,202,165,911</b>	<b>100%</b>	<b>21.47</b>
<b>MARINE OFFSHORE STOCK</b>				
<b>NNPC</b>	8.22	417,874,064	100%	7.46
<b>MAJOR MARKETERS</b>	0.00	-	0%	0.00
<b>DAPPMA</b>	0.00	-	0%	0.00
<b>TOTAL MARINE</b>	<b>8.22</b>	<b>417,874,064</b>	<b>100%</b>	<b>7.46</b>
<b>TOTAL STOCK</b>				
<b>NNPC</b>	17.40	959,368,675	59%	17.13
<b>MAJOR MARKETERS</b>	0.95	44,790,214	3%	0.80
<b>DAPPMA</b>	10.94	615,881,086	38%	11.00
<b>TOTAL STOCK</b>	<b>29.29</b>	<b>1,620,039,976</b>	<b>100%</b>	<b>28.93</b>

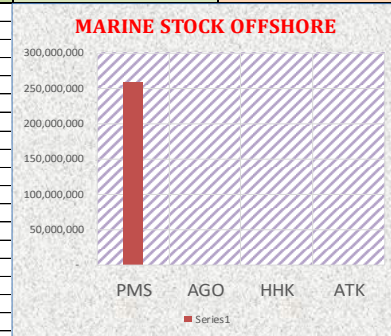
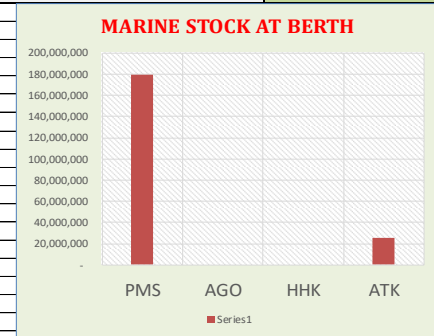
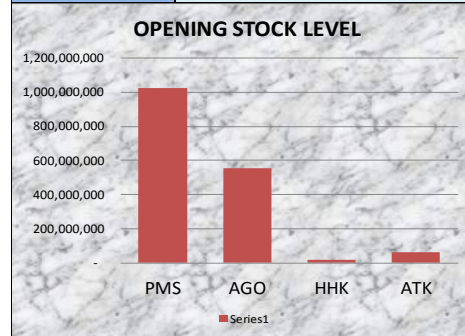


## PETROLEUM PRODUCTS PRICING REGULATORY AGENCY

NATIONAL MARINE PRODUCTS STOCK LEVEL (NNPC, MAJORS AND INDEPENDENT MARKETERS)							10-Sep-2020			
PRODUCT	QUANTITY OFFSHORE			QUANTITY AT BERTH			TOTAL QUANTITY (OFFSHORE & AT BERTH)			
	MT	LITRES	DAYS SUFFICIENCY	MT	LITRES	DAYS SUFFICIENCY	MT	LITRES	DAYS SUFFICIENCY	
PMS	311,613.77	417,874,064	7.46	133,602	179,160,781	3.2	445,216.1	597,034,845	10.66	
AGO	65,020.35	75,683,682	5.41	-	-	-	65,020.3	75,683,682	5.41	
HHK	-	-	-	-	-	-	-	-	-	
ATK	22,871.28	28,177,414	9.39	20,347.09	25,067,620	8.4	43,218.4	53,245,034	17.75	
LPFO	-	-	0	-	-	-	-	-	-	
BITUMEN	-	-	-	-	-	-	-	-	-	
BASE OIL	-	-	0	9,590.69	11,815,729	31.9	9,590.7	11,815,729	31.93	

NATIONAL TOTAL PRODUCTS STOCK QUANTITY AND DAYS SUFFICIENCY - LAND+MARINE				9-Sep-2020		
	Opening Stock [Land Based (Litres)]	Marine (Litres)	Total (Litres)	<div style="text-align: right; color: red; font-weight: bold;">Marine Products Days Sufficiency</div>		
PMS	1,023,005,131	597,034,845	1,620,039,976			
Days Sufficiency	18.27	10.66	28.93			
HHK	20,890,476	-	20,890,476			
Days Sufficiency	28.23	-	28.23			
AGO	556,920,776	75,683,682	632,604,458			
Days Sufficiency	39.78	5.41	45.19			

NATIONAL PRODUCTS STOCK LEVEL (NNPC, MAJORS AND INDEPENDENT MARKETERS)						9-Sep-2020	
	OPENING STOCK [LAND BASED]		MARINE STOCK QUANTITY AT BERTH [DISCHARGING]		MARINE STOCK QUANTITY AT OFFSHORE		TOTAL [LAND BASED+MARINE] Litres
	QUANTITY (LTRS)	DAYS SUFFICIENCY	QUANTITY (LTRS)	DAYS SUFFICIENCY	QUANTITY (LTRS)	DAYS SUFFICIENCY	
PMS	1,023,005,131	18.27	179,160,781	3.20	417,874,064	7.46	1,620,039,976
AGO	556,920,776	39.78	-	-	75,683,682	5.41	632,604,458
HHK	20,890,476	28.23	-	-	-	-	20,890,476
ATK	64,681,701	21.56	25,067,620	8.36	-	-	89,749,321





## PETROLEUM PRODUCTS PRICING REGULATORY AGENCY

DAILY PRODUCTS VESSEL AT BERTH/ DISCHARGING NATIONWIDE					10-Sep-2020
<b>PMS</b>					
S/No.	Marketer	Vessel	Jetty	STATUS	Arrival Quantity (Litre)
1	NNPC/PPMC	MT STENA IMAGE	BOP	DISCHARGING	<b>6,760,860</b>
2	NNPC/PPMC	MT MR ARIES	NOJ	DISCHARGING	<b>4,627,070</b>
3	NNPC/PPMC	MT ECO CITY OF ANGELS	ASPM	DISCHARGING	<b>47,596,000</b>
4	NNPC RETAIL	MT KIBAZ	BOP	COMPLETED DISCHARGE	<b>28,459,350</b>
5	NNPC/PPMC	MT MAESTRO EX MT UACC IBN SINA	CHIPET	AWAITING ARRIVAL ULLAGE	<b>14,614,956</b>
6	MASTERS	MT COROMEL EX MT KIBAZ	MASTERS	AT BERTH	<b>12,482,107</b>
7	VIRGIN FOREST	MT ST WALGA EX MT EVRIDIKI	STOCKGAP	DISCHARGING	<b>26,165,586</b>
8	MATRIX	MT MATRIX ASA EX MT MATRIX S. ILU EX MT CLOVER	MATRIX	DISCHARGING	<b>18,454,701</b>
9	FYNEFIELD	MT PICTON EX MT ARCTIC FLOUNDER	NORTHWEST	DISCHARGING	<b>20,000,151</b>
<b>OTHER MARKETERS TOTAL</b>					-
<b>PMS GRAND TOTAL IN LITRES (PPMC &amp; OTHER MARKETERS)</b>					<b>179,160,781</b>
DAILY PRODUCTS VESSEL AT BERTH/ DISCHARGING NATIONWIDE					10-Sep-2020
<b>ATK</b>					
S/No.	Marketer	Vessel	Jetty	STATUS	Arrival Quantity (Litre)
1	CYBERNETICS	MT CLENSTON EX MT ETERNAL SUNSHINE	CYBERNETICS	DISCHARGING	<b>6,418,513</b>
2	LOTTOJ OIL & GAS	MT ST. NENNE EX MT ELKA VASSILIKI	IBRU	DISCHARGING	<b>18,649,107</b>
<b>ATK TOTAL</b>					<b>25,067,620</b>
<b>BASE OIL</b>					
S/No.	Marketer	Vessel	Jetty	STATUS	Arrival Quantity (Litre)
1	11PLC	MT LISSE	NOJ	DISCHARGING	<b>11,815,729</b>
<b>BASE OIL TOTAL</b>					<b>11,815,729</b>



## PETROLEUM PRODUCTS PRICING REGULATORY AGENCY

DAILY PMS VESSEL DISCHARGING ON AREA BASIS					10-Sep-2020	
<b>LAGOS AREA</b>						
S/No.	Marketer	Vessel	Jetty	Arrival Quantity (Litres)	STATUS	
1	NNPC/PPMC	MT STENA IMAGE	BOP	<b>6,760,860</b>	DISCHARGING	<b>0.12</b>
2	NNPC/PPMC	MT MR ARIES	NOJ	<b>4,627,070</b>	DISCHARGING	<b>0.08</b>
3	NNPC/PPMC	MT ECO CITY OF ANGELS	ASPM	<b>47,596,000</b>	DISCHARGING	<b>0.85</b>
4	NNPC RETAIL	MT KIBAZ	BOP	<b>28,459,350</b>	COMPLETED DISCHARGE	<b>0.51</b>
5	NNPC/PPMC	MT MAESTRO EX MT UACC IBN SINA	CHIPET	<b>14,614,956</b>	AWAITING ARRIVAL ULLAGE	<b>0.26</b>
NNPC TOTAL				<b>102,058,236</b>		<b>1.82</b>
MOMAN TOTAL						-
DAPPMA TOTAL						-
<b>PH AREA</b>						
S/No.	Marketer	Vessel	Jetty	Arrival Quantity (Litres)	STATUS	
1	MASTERS	MT COROMEL EX MT KIBAZ	MASTERS	<b>12,482,107</b>	AT BERTH	<b>0.22</b>
2	VIRGIN FOREST	MT ST WALGA EX MT EVRIDIKI	STOCKGAP	<b>26,165,586</b>	DISCHARGING	<b>0.47</b>
NNPC TOTAL						-
MOMAN TOTAL						-
DAPPMA TOTAL				<b>38,647,693</b>		<b>0.69</b>





## PETROLEUM PRODUCTS PRICING REGULATORY AGENCY

CALABAR AREA						
S/No.	Marketer	Vessel	Jetty	Arrival Quantity (Litres)	STATUS	
1	FYNEFIELD	MT PICTON EX MT ARCTIC FLOUNDER	NORTHWEST	<b>20,000,151</b>	DISCHARGING	<b>0.36</b>
NNPC TOTAL						-
MOMAN TOTAL						-
DAPPMA TOTAL						<b>0.36</b>
WARRI/OGHARA AREA						
S/No.	Marketer	Vessel	Jetty	Arrival Quantity (Litres)	STATUS	
1	MATRIX	MT MATRIX ASA EX MT MATRIX S. ILU EX MT CLOVER	MATRIX	<b>18,454,701</b>	DISCHARGING	<b>0.33</b>
NNPC TOTAL						-
MOMAN TOTAL						-
DAPPMA TOTAL						<b>0.33</b>
TOTAL FOR ALL AREAS						
NNPC TOTAL @ JETTY				<b>102,058,236</b>		<b>1.82</b>
MOMAN TOTAL @ JETTY				-		-
DAPPMA TOTAL @ JETTY				<b>77,102,545</b>		<b>1.38</b>
GRAND TOTAL (MARINE - @ JETTIES)				<b>179,160,781</b>		<b>3.20</b>
NNPC MARINE @ OFFSHORE				<b>417,874,064</b>		<b>7.46</b>
MOMAN MARINE @ OFFSHORE				-		-
DAPPMA MARINE @ OFFSHORE				-		-



## PETROLEUM PRODUCTS PRICING REGULATORY AGENCY

DAILY PMS PRODUCTS VESSEL OFFSHORE NATIONWIDE						10-Sep-2020
PMS						
S/No.	Marketer	Supplier	Vessel	Arrival Jetty	STATUS	Arrival Quantity (MT)
1	NNPC	NNPC/BP/AYM SHAFA	MT CRIMSON PEARL	STS	STS	30,340.598
2	NNPC	NNPC/DUKE OIL	MT ADRIATIC WAVE	STS	STS	36,929.826
3	NNPC	NNPC/MECURIA/BARBEDOS	MT UACC FALCON	STS	STS	51,729.000
4	NNPC	NNPC/MRS OIL & GAS	MT ELANDRA SPRUCE	NACJ	TO BERTH	36,953.094
5	NNPC	NNPC/MATRIX/LEVENE	MT LEON APOLLON	STS	STS	59,999.114
6	NNPC	NNPC/MOCOH SA	MT TORM SUPREME	STS	STS/APAPA	38,001.832
7	NNPC	NNPC COASTAL VESSELS	MT LESTE	WRPC	SEA PASSAGE	14,014.454
8	NNPC	NNPC COASTAL VESSELS	LEVANTO	NNPC CALABAR	COMPLETED STS	8,190.450
9	NNPC	NNPC COASTAL VESSELS	MT TORNADO	SWIFT OIL	COMPLETED STS	20,455.401
10	NNPC	NNPC COASTAL VESSELS	MT AMRAH	INTEGRATED	TO BERTH	15,000.000
<b>PPMC TOTAL</b>						<b>311,613.769</b>
<b>OTHER MARKETERS TOTAL</b>						
<b>PMS GRAND TOTAL (PPMC &amp; OTHER MARKETERS)</b>						<b>311,613.77</b>
					<b>417,874,064</b>	<b>7.46</b>



## PETROLEUM PRODUCTS PRICING REGULATORY AGENCY

DEPOT BY DEPOT [PMS] DAYS SUFFICIENCY							
							9-Sep-2020
	MARKETERS	OPENING	RECIPT	EVACUATION	DEAD STOCK	OPERATIONAL STOCK VALUE	DAYS SUFFICIENCY
N N P C  L A G O S  A R E A	PPMC EJIGBO	11,600,679		708,000	2,781,754	8,112,712	0.14
	PPMC IBADAN (*pls see remark)	27,151,064		1,945,030	7,597,520	16,241,876	0.29
	PPMC ILORIN (*pls see remark)	7,339,411		780,010	1,801,436	6,006,255	0.11
	PPMC MOSIMI	79,278,857		1,548,000	26,422,529	51,290,084	0.92
	PPMC ORE	1,872,984			1,880,554	- 7,570	0.00
	AITEO DEPOT ( PPMC THRUPUT )	3,583,036		32,999	-	3,550,037	0.06
	AITEO DEPOT (NNPC RETAIL THRUPU	10,663,845		489,996	-	10,173,849	0.18
	BOVAS (PPMCThrough Put)	240,278			-	240,278	0.00
	FOLAWIYO (PPMCThrough Put)	30,998,105		265,000	6,357,667	24,396,385	0.44
	NIPCO DEPOT (PPMC Through Put)	55,267			-	55,267	0.00
	NIPCO DEPOT (NNPC RETAIL Through	11,275,106		1,084,974	-	10,190,132	0.18
	RAIN OIL (NNPC RETAIL Thruput)	-			-	- 883,601	-0.02
	11PLC (FORMERLY MOBIL PLC) (PPM	31,628				31,628	0.00
	ATLAS COVE	17,387,343			16,434,000	953,343	0.02
		<b>201,477,603</b>		<b>-</b>	<b>6,854,009</b>	<b>63,275,460</b>	<b>130,350,675</b>
	MARKETERS	OPENING	RECIPT	EVACUATION	DEAD STOCK	OPERATIONAL STOCK VALUE	DAYS SUFFICIENCY
N N P C  A R E A  P H	PPMC DEPOT PH	4,100,000	-	1,262,012	1,905,826	933,174	0.02
	PPMC DEPOT ABA	6,942,000	-	-	-	6,942,000	0.12
	PPMC DEPOT ENUGU - (OFF SPEC)	13,655,000	90,000	-	6,028,000	7,717,000	0.14
	PPMC DEPOT MAKURDI	15,477,000	-	186,780	-	15,220,000	0.27
	LIQUID BULK PH	39,065,909	-	470,000	-	38,595,909	0.69
	MASTERS ENERGY PH	31,586,562	-	90,000	-	31,496,562	0.56
	STOCKGAP AKWETE	16,943,437	-	95,000	-	16,839,562	0.30
	TSL PH	29,715,698	-	837,000	-	28,873,336	0.52
	PHRC	2,234,000	-	-	-	2,234,000	0.04
	<b>159,719,606</b>	<b>90,000</b>	<b>2,940,792</b>	<b>7,933,826</b>	<b>148,851,543</b>	<b>2.66</b>	



## PETROLEUM PRODUCTS PRICING REGULATORY AGENCY

DEPOT BY DEPOT [PMS] DAYS SUFFICIENCY							9-Sep-2020	
	MARKETERS	OPENING	RECIPT	EVACUATION	DEAD STOCK	OPERATIONAL STOCK VALUE	DAYS SUFFICIENCY	
<b>N N P C A R E A W E A R R I</b>	PPMC DEPOT BENIN - (OFF SPEC)	20,800,901	-	-	3,965,512	16,835,389	0.30	
	PPMC DEPOT WARRI		687,002	687,000	-	-	0.00	
	A & E PET WARRI	1,523,986	-	-		1,523,986	0.03	
	MATRIX ENERGY WARRI	2,462,224	-	-		2,462,224	0.04	
	NEPAL OGHARA (NNPC)/ACTION ENE	8,928,762	-	584,000		8,344,762	0.15	
	OPTIMA KOKO	14,091,929	-	1,201,000		12,890,929	0.23	
	RAINOIL OGHARA	23,482	-	-		23,482	0.00	
	TAURUS KOKO	15,411,809	-	135,000		15,276,809	0.27	
	WRPC	5,014,000	-			786,000	3,442,000	0.06
			<b>68,257,093</b>	<b>687,002</b>	<b>2,607,000</b>	<b>4,751,512</b>	<b>60,799,581</b>	<b>1.09</b>
	MARKETERS	OPENING	RECIPT	EVACUATION	DEAD STOCK	OPERATIONAL STOCK VALUE	DAYS SUFFICIENCY	
<b>N N P C Z O N E K A D U N A</b>	KADUNA DEPOT	11,576,604	-	620,000	1,286,000	10,956,604	0.20	
	KANO DEPOT	23,471,049	-	-	1,750,000	7,585,260	0.14	
	MINNA DEPOT	10,983,722	-	-	11,188,899	11,063,899	0.20	
	GOMBE DEPOT	10,430,888	-	-	543,000	9,887,888	0.18	
	JOS DEPOT	19,912,238	-	-	4,307,000	15,605,238	0.28	
	GUSAU DEPOT	1,206,943	-	-	1,572,000	365,057	-0.01	
	SULEJA DEPOT	29,701,000	-	-	1,500,000	28,201,000	0.50	
	YOLA DEPOT	13,815,751	-	-	2,242,000	11,573,751	0.21	
	MAIDUGURI DEPOT	475,000	-	-	502,000	30,000	0.00	
			<b>121,573,195</b>	<b>-</b>	<b>620,000</b>	<b>24,890,899</b>	<b>94,478,583</b>	<b>1.69</b>
<b>C A L A B A R  N N P C</b>	PPMC DEPOT CALABAR	4,192,000	-	-	3,936,000	256,000	256,000.00	
	DOZZY OIL CALABAR	4,780,805	-	85,000		4,695,805	4,695,805.00	
	MAINLAND CALABAR (PPMC)	1,664	-	-		1,664	1,664.00	
	NEW CORE ENERGY (DEAD STOCK)	2,525	-	-		2,525	2,525.00	
			<b>8,976,994</b>	<b>0</b>	<b>85,000</b>	<b>3,936,000</b>	<b>4,955,994</b>	<b>0.09</b>
		<b>560,004,491</b>	<b>777,002</b>	<b>13,106,801</b>	<b>104,787,697</b>	<b>439,436,376</b>	<b>7.85</b>	



## PETROLEUM PRODUCTS PRICING REGULATORY AGENCY

DEPOT BY DEPOT [PMS] DAYS SUFFICIENCY							9-Sep-2020
	MARKETERS	OPENING	RECIPT	EVACUATION	DEAD STOCK	OPERATIONAL STOCK VALUE	DAYS SUFFICIENCY
<b>M K T E R S  J O L R A G O S</b>	11PLC (FORMERLY MOBIL PLC)	16,219,818		1,488,157	1,170,443	13,560,674	0.24
	CONOIL	10,780,783		1,642,000	701,686	8,426,949	0.15
	ARDOVA (FORMERLY FORTE OIL)	12,178,959		2,999,000	970,000	8,209,959	0.15
	MRS OIL NIG PLC	5,094,267			495,934	4,598,333	0.08
	OANDO/ TOTAL JV	3,235,676		529,000	1,237,992	1,513,689	0.03
	OVH ENERGY	2,228,753			2,246,592	- 19,114	0.00
	TOTAL APAPA	3,957,196		1,056,002	1,237,702	1,663,492	0.03
			<b>53,695,452</b>	-	<b>7,714,159</b>	<b>8,060,349</b>	<b>37,953,982</b>
<b>M K T E R S  M A R J O R P H Z</b>	CONOIL PH	9,169,830	-	724,000	1,602,627	6,836,232	0.12
							0.00
							0.00
							0.00
							0.00
							0.00
							0.00
		-	<b>9,169,830</b>	-	<b>724,000</b>	<b>1,602,627</b>	<b>6,836,232</b>
		<b>62,865,282.00</b>	-	<b>8,438,159.00</b>	<b>9,662,976.00</b>	<b>44,790,214.00</b>	<b>0.80</b>



## PETROLEUM PRODUCTS PRICING REGULATORY AGENCY

DEPOT BY DEPOT [PMS] DAYS SUFFICIENCY							9-Sep-2020
	MARKETERS	OPENING	RECIEPT	EVACUATION	DEAD STOCK	OPERATIONAL STOCK VALUE	DAYS SUFFICIENCY
<b>D A P P M A  M K T E R S  L A G O S</b>	A.A. RANO	11,630,407		3,262,000	765,000	7,602,610	0.14
	AIPEC	-			194,228	194,228	0.00
	AITEO DEPOT (PMS s HYDE ENERGY p	35,090,609		2,442,000	2,291,199	30,399,386	0.54
	ASCON DEPOT	3,149,581		839,000	-	2,309,804	0.04
	BONO ENERGY, IBAFON (FORMELY TC	9,129,558		45,000	-	9,109,752	0.16
	BOVAS DEPOT, LAGOS	7,391,518		1,004,100	70,000	6,318,558	0.11
	BOVAS BULK, IBAFON	21,704,365		505,000	-	21,199,365	0.38
	CHIPET DEPOT	19,284,084		2,232,000	400	17,062,444	0.30
	DEE JONES DEPOT	-			701,686	701,686	-0.01
	EMADEB ENERGY DEPOT	2,476,757		165,000	1,121,145	1,184,377	0.02
	ETERNA DEPOT	10,543,081		895,000	300,000	9,350,574	0.17
	FATGBEMS DEPOT	565,120		267,000	-	297,997	0.01
	FIRST ROYAL DEPOT	9,654,561	7,256,239	1,066,000	-	15,843,868	0.28
	FOLAWIYO	25,583,192		123,000	-	25,460,192	0.45
	GULF TREASURES	9,545,208		120,000	-	9,423,914	0.17
	HEYDEN	80,859	13,251,216		-	13,332,558	0.24
	HONEYWELL (TOTAL PLC product)	-			300,708	300,708	-0.01
	INTEGRATED OIL & GAS	12,112,312		1,438,630	1,300,000	9,374,649	0.17
	MENJ OIL DEPOT	248,118			1,800,000	1,551,882	-0.03
	MRS OIL AND GAS LTD.	61,729,719		1,243,809	1,909,276	58,576,634	1.05
	NIPCO DEPOT	9,170,134		2,574,520	2,400,000	4,199,992	0.07
	OBAT DEPOT, LAGOS	18,232,666		501,000	-	17,730,110	0.32
	RAHAMANIYYA DEPOT	8,673			-	8,673	0.00
	RAIN OIL	21,681,692		1,820,798	600,000	19,254,753	0.34
	STALLIONAIRE	359,872			-	359,872	0.01
	STAR SYNERGY DEPOT	84,274			110,535	26,261	0.00
	SWIFT DEPOT	897,938		180,000	154,333	563,605	0.01
	TECHNO OIL DEPOT	6,554,879		970,000	-	5,584,258	0.10
	T-TIME	1,887,789		867,000	-	1,025,779	0.02
	WOSBAB	25,943,336		1,382,000	900,000	23,653,697	0.42
		<b>324,740,302</b>	<b>20,507,455</b>	<b>23,942,857</b>	<b>14,918,510</b>	<b>306,452,656</b>	<b>5.47</b>



## PETROLEUM PRODUCTS PRICING REGULATORY AGENCY

DEPOT BY DEPOT [PMS] DAYS SUFFICIENCY							9-Sep-2020	
	MARKETERS	OPENING	RECIPT	EVACUATION	DEAD STOCK	OPERATIONAL STOCK VALUE	DAYS SUFFICIENCY	
D A P P M A  M K T E R S  P H /  C A L A B A R /  W A R R I	BLOKKS	5,833,847	-	2,093,000		3,740,847	0.07	
	FYNEFIELD DEPOT CALABAR	6,655,262	-	310,000		6,339,334	0.11	
	MAINLAND CALABAR	28,816,366	-	2,335,000		26,481,366	0.47	
	NORTHWEST CALABAR	2,835,611	-	-		2,835,454	0.05	
	ROSA MYSTICA CALABAR	20,294,674	-	1,030,000		19,262,964	0.34	
	UGO-HANNAH CALABAR	-	20,429,347	-		20,429,347	0.36	
		<b>64,435,760</b>	<b>20,429,347</b>	<b>-</b>	<b>5,768,000</b>	<b>-</b>	<b>79,089,312</b>	<b>1.41</b>
		MARKETERS	OPENING	RECIPT	EVACUATION	DEAD STOCK	OPERATIONAL STOCK VALUE	DAYS SUFFICIENCY
	AVIDOR PH	10,142,432	-	-	2,216,000		7,933,452	0.14
	EVER OIL PH	4,893,559	-	-	1,300,000		3,593,559	0.06
	SHORELINK PH	19,707,743	-	-	45,000	-	19,650,136	0.35
	STOCKGAP AKWETE	23,613,789	-	-	3,679,000		19,934,789	0.36
		<b>58,357,523</b>	<b>-</b>	<b>-</b>	<b>7,240,000</b>	<b>-</b>	<b>51,111,936</b>	<b>0.91</b>
		MARKETERS	OPENING	RECIPT	EVACUATION	DEAD STOCK	OPERATIONAL STOCK VALUE	DAYS SUFFICIENCY
	A & E PET WARRI	1,040,677	-	-	-		1,040,677	0.02
	AYM SHAFI (LANAKA)	11,733,089	-	-	3,172,074		8,561,015	0.15
	FRADRO OGHARA	3,084	-	-	-		3,084	0.00
	MATRIX ENERGY WARRI	39,983,571	-	-	3,415,000		36,568,571	0.65
	NEPAL OGHARA	58,007	-	-	-		58,007	0.00
	OPTIMA KOKO	150	-	-	-		150	0.00
PINNACLE WARRI	10,995,706	-	-	2,114,000		8,881,706	0.16	
PRUDENT OGHARA	23,338,181	-	-	2,090,910		21,247,271	0.38	
RAINOIL OGHARA	26,738,902	-	-	2,312,520		24,426,382	0.44	
SYNOD WARRI (KEONAMAX)	1,640,774	-	-	303,000		1,337,774	0.02	
	<b>115,532,141</b>	<b>-</b>	<b>-</b>	<b>13,407,504</b>	<b>-</b>	<b>102,124,637</b>	<b>1.82</b>	
	<b>Sub-Total</b>	<b>563,065,726</b>	<b>40,936,802</b>	<b>50,358,361</b>	<b>14,918,510</b>	<b>538,778,541</b>	<b>9.62</b>	
<b>GRAND TOTAL</b>		<b>1,185,935,499</b>	<b>41,713,804</b>	<b>71,903,321</b>	<b>129,369,183</b>	<b>1,023,005,131</b>	<b>18.27</b>	