



PETROLEUM PRODUCTS PRICING REGULATORY AGENCY



PETROLEUM PRODUCTS STOCK & DAYS SUFFICIENCY DATA 7TH SEPTEMBER 2020



PETROLEUM PRODUCTS PRICING REGULATORY AGENCY

PETROLEUM PRODUCTS STOCK/DAYS SUFFICIENCY (AM REPORT)					7-Sep-2020		
	PMS	HHK	AGO	ATK	LPFO	BITUMEN	BASE OIL
LAND BASED STOCK (LTRS)	961,946,927	21,040,476	578,691,986	85,932,330	3,528,321	16,293,387	62,219,713
MARINE STOCK (LTRS)	650,649,734	-	30,489,428	47,304,231	-	-	8,095,478
TOTAL STOCK (LTRS)	1,612,596,662	21,040,476	609,181,414	133,236,561	3,528,321	16,293,387	70,315,191
Land Based (Days)	17.18	28.43	41.34	28.64	12.60	60.35	168.16
Marine (Days)	11.62	0.00	2.18	15.77	0.00	0.00	21.88
Total (Days)	28.80	28.43	43.51	44.41	12.60	60.35	190.04
<small>* NOTE: National Average Daily Evacuation/Truck-out figures are as follows:</small>							
<small>PMS: 56Mltrs/day; AGO: 14Mltrs/day, DPK/HHK: 0.74Mltrs/day, ATK: 3Mltrs/day, LPFO: 0.28Mltrs/day, Base Oil: 0.37Mltrs/day, Bitumen: 0.27Mltrs/day (Projection for Q4, 2019)</small>							



PETROLEUM PRODUCTS PRICING REGULATORY AGENCY

NATIONAL INLAND PMS STOCK FOR NNPC DOWNSTREAM MEETING:						6-Sep-2020
PRODUCT	OPENING STOCK	PRODUCT RECEIPT	EVACUATION	DEAD STOCK	CLOSING STOCK (Operational value)	
PMS	1,066,291,038	47,303,811	5,249,998	118,737,284	961,946,927	CONFIRMED STOCK
1	NNPC/PPMC	MT STENA IMAGE	BOP	DISCHARGING	6,760,860	UNCONFIRMED STOCK
2	NNPC/PPMC	MT MR ARIES	NOJ	DISCHARGING	4,627,070	UNCONFIRMED STOCK
3	BOVAS BULK IBAFON	MT CAPT. GREGORY EX MT TORNADO	IBRU	DISCHARGING	20,656,466	UNCONFIRMED STOCK
4	PRUDENT ENERGY LTD	MT VARDAR EX MT JAG LOKESH	PWA	DISCHARGING	13,619,365	UNCONFIRMED STOCK
5	DANTATA	MT BORA EX MT AMAZON BEAUTY	MRS OIL & GAS LTD	DISCHARGING	19,793,020	UNCONFIRMED STOCK
6	RAINOIL	MT WEYMOUTH EX MT OKYROE	RAINOIL	COMPLETED DISCHARGE	13,279,507	UNCONFIRMED STOCK
7	NNPC/PPMC	MT OSTRIA EX MT OKYROE	FIRST DEEPWATER	DISCHARGING	6,197,455	UNCONFIRMED STOCK
8	STALLONAIRE	MT ADEBOMI 1 EX MT UACC IBN SINA	HEYDEN	DISCHARGING	3,993,094	UNCONFIRMED STOCK
9	WOSBAB ENERGY LTD	MT ZONDA EX MT MV EVRIDIKI	WOSBAB	DISCHARGING	24,117,038	UNCONFIRMED STOCK
10	NNPC RETAIL	MT KIBAZ	BOP	DISCHARGING	11,942,253	UNCONFIRMED STOCK
11	A.A RANO	MT KINGIS EX MT SEA HORSE EX MT JOYCE	A.A RANO	DISCHARGING	14,413,706	UNCONFIRMED STOCK
12	RAINOIL	MT AYODEJI EX MT OKYROE	RAINOIL	DISCHARGING	15,184,617	UNCONFIRMED STOCK
13	NNPC RETAIL	MT KOWIE EX MT CRIMSON	NPA	COMPLETED DISCHARGE	10,050,226	UNCONFIRMED STOCK
14	MATRIX	MT MATRIX S. ILU EX MT CLOVER	MATRIX	DISCHARGING	15,178,773	UNCONFIRMED STOCK
15	NORTHWEST	MT SAFESEA NEHA III EX MT UACC IBN SINA	NORTHWEST	DISCHARGING	20,098,796	UNCONFIRMED STOCK
					199,912,245	
	1,066,291,038	47,303,811	5,249,998	118,737,284	1,161,859,173	



PETROLEUM PRODUCTS PRICING REGULATORY AGENCY

NATIONAL INLAND PRODUCTS STOCK:						6-Sep-2020		
PRODUCT	OPENING STOCK	PRODUCT RECEIPT	EVACUATION	DEAD STOCK	CLOSING STOCK (Operational value)	NATIONAL AVERAGE DAILY CONSUMPTION	DAYS SUFFICIENCY	PREVIOUS DAYS SUFFICIENCY
PMS	1,066,291,038	47,303,811	5,249,998	118,737,284	961,946,927	56,000,000	17.18	16.68
AGO	630,653,407	0	983,797	50,281,694	578,691,986	14,000,000	41.34	41.48
HHK	30,529,854	0	-2	11,232,318	21,040,476	740,000	28.43	28.43
ATK	93,225,538	0	0	7,292,401	85,932,330	3,000,000	28.64	28.64
LPFO	3,783,125	0	0	254,804	3,528,321	280,000	12.60	12.60
BITUMEN	16,870,030	0	0	576,643	16,293,387	270,000	60.35	60.35
BASE OIL	63,709,921	0	470,207	1,027,739	62,219,713	370,000	168.16	169.41
NATIONAL INLAND PMS STOCK LEVEL - NNPC & OTHER MARKETERS						6-Sep-2020		
AREA	COMPANY	OPENING STOCK	PRODUCT RECEIPT (LTRS)	EVACUATION (LTRS)	DEAD STOCK (LTRS)	CLOSING STOCK (LTRS)	CONTRIBUTION (%)	DAYS SUFFICIENCY
LAGOS AREA	NNPC	198,569,954	13,936,954	0	63,275,460	134,071,881	31.16	2.39
	MOMAN	52,396,799	6,647,400		8,060,349	50,997,433	11.85	0.91
	DAPPMA	264,294,821		4,230,000	14,918,510	245,141,988	56.98	4.38
		515,261,574	20,584,354	4,230,000	86,254,319	430,211,302	100	7.68
PORT-HARCOURT AREA	NNPC	159,745,606	1,788,000	0	7,933,826	153,594,780	75.04	2.74
	MOMAN	9,437,991	0	267,000	1,602,627	7,567,203	3.70	0.14
	DAPPMA	39,094,216	5,195,934	753,000	0	43,532,752	21.27	0.78
		208,277,813	6,983,934	1,020,000	9,536,453	204,694,735	100	3.66
CALABAR AREA	NNPC	9,150,994	0	0	3,936,000	5,214,994	8.45	0.09
	MOMAN						0.00	0.00
	DAPPMA	56,500,679	0	0		56,500,679	91.55	1.01
		65,651,673	0	0	3,936,000	61,715,673	100	1.10
WARRI AREA	NNPC	63,107,776	0	-2	3,958,512	59,156,264	34.75	1.06
	MOMAN						0.00	0.00
	DAPPMA	92,141,168	19,735,523	0		111,069,391	65.25	1.98
		155,248,944	19,735,523	-2	3,958,512	170,225,655	100	3.04
*KADUNA AREA (UNBLENDED PRODUCT)	NNPC	121,851,034	0	0	15,052,000	95,099,562	100.00	1.70
	MOMAN						0.00	0.00
	DAPPMA						0.00	0.00
		121,851,034	0	0	15,052,000	95,099,562	100	1.70
TOTAL FOR ALL AREAS	NNPC	552,425,364	15,724,954	-2	94,155,798	447,137,481	46.48	7.98
	MOMAN	61,834,790	6,647,400	267,000	9,662,976	58,564,636	6.09	1.05
	DAPPMA	452,030,884	24,931,457	4,983,000	14,918,510	456,244,810	47.43	8.15



PETROLEUM PRODUCTS PRICING REGULATORY AGENCY

PMS				
			DATE:	7-Sep-2020
	PREVIOUS DAY SUFFICIENCY	STOCK (LTRS)	% LEVEL	DAY SUFFICIENCY
LAND + JETTY STOCK				
NNPC	9.18	517,239,187.30	41%	9.24
MAJOR MARKETERS	0.93	58,564,636.00	5%	1.05
DAPPMA	12.22	689,984,003.00	55%	12.32
TOTAL LAND+JETTY	22.33	1,265,787,826	100%	22.60
MARINE OFFSHORE STOCK				
NNPC	4.58	346,808,835	100%	6.19
MAJOR MARKETERS	0.00	-	0%	0.00
DAPPMA	0.00	-	0%	0.00
TOTAL MARINE	4.58	346,808,835	100%	6.19
TOTAL STOCK				
NNPC	13.76	864,048,023	54%	15.43
MAJOR MARKETERS	0.93	58,564,636	4%	1.05
DAPPMA	12.22	689,984,003	43%	12.32
TOTAL STOCK	26.91	1,612,596,662	100%	28.80

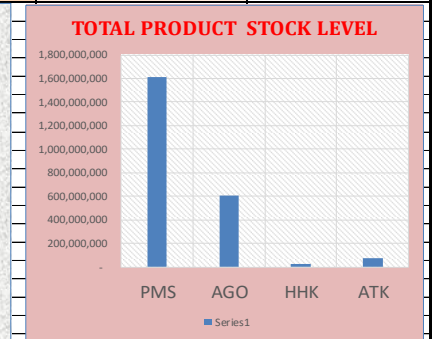
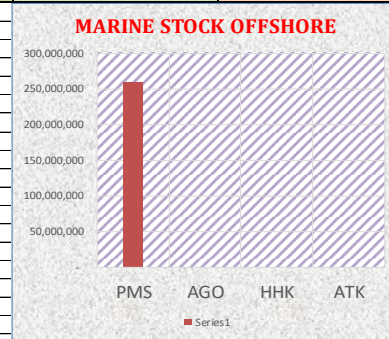
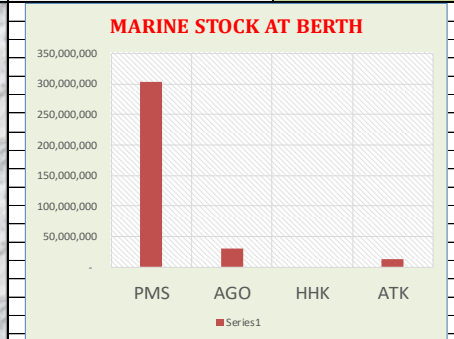
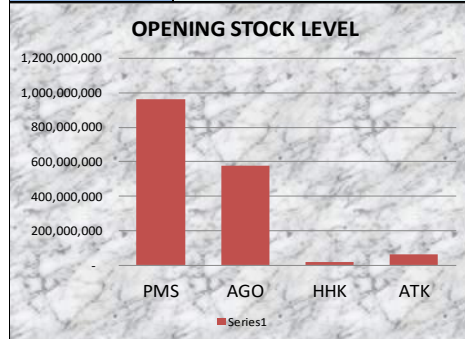


PETROLEUM PRODUCTS PRICING REGULATORY AGENCY

NATIONAL MARINE PRODUCTS STOCK LEVEL (NNPC, MAJORS AND INDEPENDENT MARKETERS)							7-Sep-2020			
PRODUCT	QUANTITY OFFSHORE			QUANTITY AT BERTH			TOTAL QUANTITY (OFFSHORE & AT BERTH)			
	MT	LITRES	DAYS SUFFICIENCY	MT	LITRES	DAYS SUFFICIENCY	MT	LITRES	DAYS SUFFICIENCY	
PMS	258,619.56	346,808,835	6.19	226,578	303,840,899	5.4	485,197.4	650,649,734	11.62	
AGO	-	-	-	26,194	30,489,428	2.2	26,193.7	30,489,428	2.18	
HHK	-	-	-	-	-	-	-	-	-	
ATK	28,075.52	34,589,037	11.53	10,320.77	12,715,194	4.2	38,396.3	47,304,231	15.77	
LPFO	-	-	0	-	-	-	-	-	-	
BITUMEN	-	-	-	-	-	-	-	-	-	
BASE OIL	-	-	0	6,571.00	8,095,478	21.9	6,571.0	8,095,478	21.88	

NATIONAL TOTAL PRODUCTS STOCK QUANTITY AND DAYS SUFFICIENCY - LAND+MARINE							6-Sep-2020			
	Opening Stock [Land Based (Litres)]	Marine (Litres)	Total (Litres)	Marine Products Days Sufficiency						
PMS	961,946,927	650,649,734	1,612,596,662							
Days Sufficiency	17.18	11.62	28.80							
HHK	21,040,476	-	21,040,476							
Days Sufficiency	28.43	-	28.43							
AGO	578,691,986	30,489,428	609,181,414							
Days Sufficiency	41.34	2.18	43.51							
BASE OIL	-	-	-							

NATIONAL PRODUCTS STOCK LEVEL (NNPC, MAJORS AND INDEPENDENT MARKETERS)							6-Sep-2020	
	OPENING STOCK [LAND BASED]		MARINE STOCK QUANTITY AT BERTH [DISCHARGING]		MARINE STOCK QUANTITY AT OFFSHORE		TOTAL [LAND BASED+MARINE] Litres	
	QUANTITY (LTRS)	DAYS SUFFICIENCY	QUANTITY (LTRS)	DAYS SUFFICIENCY	QUANTITY (LTRS)	DAYS SUFFICIENCY		
PMS	961,946,927	17.18	303,840,899	5.43	346,808,835	6.19	1,612,596,662	
AGO	578,691,986	41.34	30,489,428	2.18	-	-	609,181,414	
HHK	21,040,476	28.43	-	-	-	-	21,040,476	
ATK	62,219,713	20.74	12,715,194	4.24	-	-	74,934,907	





PETROLEUM PRODUCTS PRICING REGULATORY AGENCY

DAILY PRODUCTS VESSEL AT BERTH/ DISCHARGING NATIONWIDE					7-Sep-2020
PMS					
S/No.	Marketer	Vessel	Jetty	STATUS	Arrival Quantity (Litre)
1	NNPC/PPMC	MT STENA IMAGE	BOP	DISCHARGING	6,760,860
2	NNPC/PPMC	MT MR ARIES	NOJ	DISCHARGING	4,627,070
3	BOVAS BULK IBAFON	MT CAPT. GREGORY EX MT TORNADO	IBRU	DISCHARGING	20,656,466
4	PRUDENT ENERGY LTD	MT VARDAR EX MT JAG LOKESH	PWA	DISCHARGING	26,104,075
5	DANTATA	MT BORA EX MT AMAZON BEAUTY	MRS OIL & GAS LTD	DISCHARGING	19,793,020
6	RAINOIL	MT WEYMOUTH EX MT OKYROE	RAINOIL	COMPLETED DISCHARGE	13,279,507
7	NNPC/PPMC	MT OSTRIA EX MT OKYROE	FIRST DEEPWATER	DISCHARGING	20,204,200
8	STALLONAIRE	MT ADEBOMI 1 EX MT UACC IBN SINA	HEYDEN	DISCHARGING	13,304,094
9	WOSBAB ENERGY LTD	MT ZONDA EX MT MV EVRIDIKI	WOSBAB	DISCHARGING	26,707,850
10	NNPC RETAIL	MT KIBAZ	BOP	DISCHARGING	28,459,350
11	A.A RANO	MT KINGIS EX MT SEA HORSE EX MT JOYCE	A.A RANO	DISCHARGING	20,051,270
12	RAINOIL	MT CHAPEL EX MT ARCTIC FLOUNDER	SHORELINK	DISCHARGING	14,845,666
13	RAINOIL	MT AYODEJI EX MT OKYROE	RAINOIL	DISCHARGING	20,083,290
14	NNPC RETAIL	MT KOWIE EX MT CRIMSON	NPA	COMPLETED DISCHARGE	10,050,226
15	MATRIX	MT MATRIX S. ILU EX MT CLOVER	MATRIX	DISCHARGING	18,365,120
16	EVER OIL	MT DEAN EX MT TORM ASTRID	DOZZY	DISCHARGING	20,450,039
17	NORTHWEST	MT SAFESEA NEHA III EX MT UACC IBN SINA	NORTHWEST	DISCHARGING	20,098,796
OTHER MARKETERS TOTAL					-
PMS GRAND TOTAL IN LITRE (PPMC & OTHER MARKETERS)					303,840,899



PETROLEUM PRODUCTS PRICING REGULATORY AGENCY

DAILY PRODUCTS VESSEL AT BERTH/ DISCHARGING NATIONWIDE					7-Sep-2020
AGO					
S/No.	Marketer	Vessel	Jetty	STATUS	Arrival Quantity (Litre)
1	MRS OIL & GAS LTD	MT BORA EX MT JO REDWOOD/MT NORDSTAR INTERPID	DANTATA	DISCHARGING	12,771,925
2	MATRIX	MT HYDE EX MT KMARIN REASON	MATRIX	DISCHARGING	5,867,015
3	NNPC RETAIL	MT HYDE EX MT KMARIN REASON	MATRIX	DISCHARGING	11,850,488
AGO TOTAL					30,489,428
ATK					
S/No.	Marketer	Vessel	Jetty	STATUS	Arrival Quantity (Litre)
1	LEIGHTON	MT WALMER EX MT ETERNAL SUNSHINE	IBRU	DISCHARGING	6,351,347
2	ASHARAMI	MT WALMER EX MT ETERNAL SUNSHINE	IBRU	DISCHARGING	6,363,847
ATK TOTAL					12,715,194
BASE OIL					
S/No.	Marketer	Vessel	Jetty	STATUS	Arrival Quantity (Litre)
1	A-Z PETROLEUM	MT BEECH GALAXY	BERTH 4	DISCHARGING	3,465,074
2	DOZZY	MT FAIRCHEM CONQUEST	AVIDOR	DISCHARGED	4,630,404
BASE OIL TOTAL					8,095,478



PETROLEUM PRODUCTS PRICING REGULATORY AGENCY

DAILY PMS VESSEL DISCHARGING ON AREA BASIS					7-Sep-2020	
LAGOS AREA						
S/No.	Marketer	Vessel	Jetty	Arrival Quantity (Litres)	STATUS	
1	NNPC/PPMC	MT STENA IMAGE	BOP	6,760,860	DISCHARGING	0.12
2	NNPC/PPMC	MT MR ARIES	NOJ	4,627,070	DISCHARGING	0.08
3	BOVAS BULK IBAFON	MT CAPT. GREGORY EX MT TORNADO	IBRU	20,656,466	DISCHARGING	0.37
4	PRUDENT ENERGY LTD	MT VARDAR EX MT JAG LOKESH	PWA	26,104,075	DISCHARGING	0.47
5	DANTATA	MT BORA EX MT AMAZON BEAUTY	MRS OIL & GAS LTD	19,793,020	DISCHARGING	0.35
6	RAINOIL	MT WEYMOUTH EX MT OKYROE	RAINOIL	13,279,507	COMPLETED DISCHARGE	0.24
7	NNPC/PPMC	MT OSTRIA EX MT OKYROE	FIRST DEEPWATER	20,204,200	DISCHARGING	0.36
8	STALLONAIRE	MT ADEBOMI 1 EX MT UACC IBN SINA	HEYDEN	13,304,094	DISCHARGING	0.24
9	WOSBAB ENERGY LTD	MT ZONDA EX MT MV EVRIDIKI	WOSBAB	26,707,850	DISCHARGING	0.48
10	NNPC RETAIL	MT KIBAZ	BOP	28,459,350	DISCHARGING	0.51
11	A.A RANO	MT KINGIS EX MT SEA HORSE EX MT JOYCE	A.A RANO	20,051,270	DISCHARGING	0.36
NNPC TOTAL				60,051,480		1.07
MOMAN TOTAL						-
DAPPMA TOTAL				139,896,282		2.50



PETROLEUM PRODUCTS PRICING REGULATORY AGENCY

CALABAR AREA						
S/No.	Marketer	Vessel	Jetty	Arrival Quantity (Litres)	STATUS	
1	EVER OIL	MT DEAN EX MT TORM ASTRID	DOZZY	20,450,039	DISCHARGING	0.37
2	NORTHWEST	MT SAFESEA NEHA III EX MT UACC IBN SINA	NORTHWEST	20,098,796	DISCHARGING	0.36
NNPC TOTAL						-
MOMAN TOTAL						-
DAPPMA TOTAL						40,548,835
WARRI/OGHARA AREA						
S/No.	Marketer	Vessel	Jetty	Arrival Quantity (Litres)	STATUS	
1	RAINOIL	MT AYODEJI EX MT OKYROE	RAINOIL	20,083,290	DISCHARGING	0.36
2	NNPC RETAIL	MT KOWIE EX MT CRIMSON	NPA	10,050,226	COMPLETED DISCHARGE	0.18
3	MATRIX	MT MATRIX S. ILU EX MT CLOVER	MATRIX	18,365,120	DISCHARGING	0.33
NNPC TOTAL						10,050,226
MOMAN TOTAL						-
DAPPMA TOTAL						38,448,410
TOTAL FOR ALL AREAS						
NNPC TOTAL @ JETTY				70,101,706		1.25
MOMAN TOTAL @ JETTY				-		-
DAPPMA TOTAL @ JETTY				233,739,193		4.17
GRAND TOTAL (MARINE - @ JETTIES)				303,840,899		5.43
NNPC MARINE @ OFFSHORE				346,808,835		6.19
MOMAN MARINE @ OFFSHORE				-		-
DAPPMA MARINE @ OFFSHORE				-		-



PETROLEUM PRODUCTS PRICING REGULATORY AGENCY

DAILY PMS PRODUCTS VESSEL OFFSHORE NATIONWIDE						7-Sep-2020
PMS						
S/No.	Marketer	Supplier	Vessel	Arrival Jetty	STATUS	Arrival Quantity (MT)
1	NNPC	NNPC/BP/AYM SHAFA	MT CRIMSON PEARL	STS	STS	30,340.598
2	NNPC	NNPC/DUKE OIL	MT EVRIDIKI	STS	STS	20,050.120
3	NNPC	NNPC/MECURIA/BARBEDOS	MT ECO CITY OF ANGELS	ASPM	TO BERTH	35,020.747
4	NNPC	NNPC/DUKE OIL	MT ADRIATIC WAVE	ASPM	ARRIVED	36,929.826
5	NNPC	NNPC/MECURIA/BARBEDOS	MT UACC FALCON	STS	STS	59,337.229
6	NNPC	NNPC COASTAL VESSELS	MT MAESTRO	CHIPET	COMPLETED STS	10,898.550
7	NNPC	NNPC COASTAL VESSELS	MT COROMEL	MASTERS ENERGY	BONNY ANCHORAGE	9,308.059
8	NNPC	NNPC COASTAL VESSELS	MT LESTE	STS	COMPLETED STS	21,214.454
9	NNPC	NNPC COASTAL VESSELS	LEVANTO	STS	STS	990.450
10	NNPC	NNPC COASTAL VESSELS	MT WALGA	VIRGIN FOREST	SEA PASSAGE	19,474.114
11	NNPC	NNPC COASTAL VESSELS	MT PICTON	RAINOIL	COMPLETED STS	15,055.417
PPMC TOTAL						258,619.564
OTHER MARKETERS TOTAL						
PMS GRAND TOTAL (PPMC & OTHER MARKETERS)						258,619.56
					346,808,835	6.19



PETROLEUM PRODUCTS PRICING REGULATORY AGENCY

DEPOT BY DEPOT [PMS] DAYS SUFFICIENCY							
							6-Sep-2020
	MARKETERS	OPENING	RECIPT	EVACUATION	DEAD STOCK	OPERATIONAL STOCK VALUE	DAYS SUFFICIENCY
NNPC LAGOS AREA	PPMCEJIGBO	9,734,115	3,166,188		2,781,754	10,118,549	0.18
	PPMC IBADAN (*pls see remark)	36,370,450			7,597,520	27,746,593	0.50
	PPMC ILORIN (*pls see remark)	4,709,030			1,801,436	4,990,713	0.09
	PPMC MOSIMI	60,804,187	10,770,766		26,422,529	45,173,463	0.81
	PPMC ORE	1,872,984			1,880,554	- 7,570	0.00
	AITEO DEPOT (PPMC THRUPUT)	3,793,031			-	3,793,031	0.07
	AITEO DEPOT (NNPC RETAIL THRUPUT)	13,952,834			-	13,952,834	0.25
	BOVAS (PPMCThrough Put)	240,278			-	240,278	0.00
	FOLAWIYO (PPMCThrough Put)	31,987,202			6,357,667	25,629,535	0.46
	NIPCO DEPOT (PPMC Through Put)	55,267			-	55,267	0.00
	NIPCO DEPOT (NNPC RETAIL Through Put)	118,813			-	118,813	0.00
	RAIN OIL (NNPC RETAIL Thruput)	-			-	- 883,601	-0.02
	11PLC (FORMERLY MOBIL PLC) (PPMC Through Put)	31,628				31,628	0.00
	ATLAS COVE	34,900,135			16,434,000	3,112,348	0.06
			198,569,954	13,936,954	-	63,275,460	134,071,881
	MARKETERS	OPENING	RECIPT	EVACUATION	DEAD STOCK	OPERATIONAL STOCK VALUE	DAYS SUFFICIENCY
NNPC PH	PPMC DEPOT PH	2,317,000	1,788,000	-	1,905,826	2,194,174	0.04
	PPMC DEPOT ABA	6,942,000	-	-		6,942,000	0.12
	PPMC DEPOT ENUGU - (OFF SPEC)	13,655,000	-	-	6,028,000	7,627,000	0.14
	PPMC DEPOT MAKURDI	15,513,000	-	-	-	15,513,000	0.28
	LIQUID BULK PH	39,065,909	-	-		39,065,909	0.70
	MASTERS ENERGY PH	31,586,562	-	-		31,586,562	0.56
	STOCKGAP AKWETE	16,943,437	-	-		16,943,437	0.30
	TSL PH	29,715,698	-	-		29,715,698	0.53
	PHRC	4,007,000	-	-	-	4,007,000	0.07
		159,745,606	1,788,000	-	7,933,826	153,594,780	2.74



PETROLEUM PRODUCTS PRICING REGULATORY AGENCY

DEPOT BY DEPOT [PMS] DAYS SUFFICIENCY								
							6-Sep-2020	
	MARKETERS	OPENING	RECIPT	EVACUATION	DEAD STOCK	OPERATIONAL STOCK VALUE	DAYS SUFFICIENCY	
N N P C W A R R I A R E A	PPMC DEPOT BENIN - (OFF SPEC)	20,800,901	-	-	3,965,512	16,835,389	0.30	
	PPMC DEPOT WARRI		-	2	-	-	0.00	
	A & E PET WARRI	1,523,986	-	-		1,523,986	0.03	
	CYBERNETICS OGHARA	87,140	-	-		87,140	0.00	
	MATRIX ENERGY WARRI	2,462,224	-	-		2,462,224	0.04	
	NEPAL OGHARA (NNPC)/ACTION ENERGY	10,472,000	-	-		10,472,000	0.19	
	OPTIMA KOKO	5,003,234	-	-		5,003,234	0.09	
	RAINOIL OGHARA	23,482	-	-		23,482	0.00	
	TAURUS KOKO	16,214,809	-	-		16,214,809	0.29	
	WRPC	6,520,000	-	-	7,000	6,534,000	0.12	
		63,107,776	-	2	3,958,512	59,156,264	1.06	
	MARKETERS	OPENING	RECIPT	EVACUATION	DEAD STOCK	OPERATIONAL STOCK VALUE	DAYS SUFFICIENCY	
N N P C Z O N E K A D U N A	KADUNA DEPOT	12,524,782	-	-	1,286,000	12,079,604	0.22	
	KANO DEPOT	23,097,554	-	-	1,750,000	7,585,260	0.14	
	MINNA DEPOT	10,238,878	-	-	1,350,000	10,113,878	0.18	
	GOMBE DEPOT	10,430,888	-	-	543,000	9,887,888	0.18	
	JOS DEPOT	19,912,238	-	-	4,307,000	15,605,238	0.28	
	GUSAU DEPOT	1,206,943	-	-	1,572,000	365,057	-0.01	
	SULEJA DEPOT	30,149,000	-	-	1,500,000	28,649,000	0.51	
	YOLA DEPOT	13,815,751	-	-	2,242,000	11,573,751	0.21	
	MAIDUGURI DEPOT	475,000	-	-	502,000	30,000	0.00	
			121,851,034	-	-	15,052,000	95,099,562	1.70
C A L A B A N N P C A R E A	PPMC DEPOT CALABAR	4,192,000	-	-	3,936,000	256,000	0.00	
	DOZZY OIL CALABAR	4,954,805	-	-		4,954,805	0.09	
	MAINLAND CALABAR (PPMC)	1,664	-	-		1,664	0.00	
	NEW CORE ENERGY (DEAD STOCK)	2,525	-	-		2,525	0.00	
			9,150,994	0	0	3,936,000	5,214,994	0.09
		552,425,364	15,724,954	-	2	94,155,798	447,137,481	7.98



PETROLEUM PRODUCTS PRICING REGULATORY AGENCY

DEPOT BY DEPOT [PMS] DAYS SUFFICIENCY							6-Sep-2020
	MARKETERS	OPENING	RECIPT	EVACUATION	DEAD STOCK	OPERATIONAL STOCK VALUE	DAYS SUFFICIENCY
M K T E M R A S J O L R A G O S	11PLC (FORMERLY MOBIL PLC)	21,108,253			1,170,443	19,938,362	0.36
	CONOIL	13,468,850			701,686	12,767,164	0.23
	ARDOVA (FORMERLY FORTE OIL)	989,167	6,647,400		970,000	6,669,644	0.12
	MRS OIL NIG PLC	5,127,267			495,934	4,631,333	0.08
	OANDO/ TOTAL JV	4,397,679			1,237,992	3,169,641	0.06
	OVH ENERGY	2,233,216			2,246,592	- 13,376	0.00
	TOTAL APAPA	5,072,367			1,237,702	3,834,665	0.07
			52,396,799	6,647,400	-	8,060,349	50,997,433
M K T M E R A J S O R P H Z	CONOIL PH	9,437,991	-	267,000	1,602,627	7,567,203	0.14
							0.00
							0.00
							0.00
							0.00
							0.00
							0.00
		-	9,437,991	-	267,000	1,602,627	7,567,203
		61,834,790.00	6,647,400.00	267,000.00	9,662,976.00	58,564,636.00	1.05



PETROLEUM PRODUCTS PRICING REGULATORY AGENCY

DEPOT BY DEPOT [PMS] DAYS SUFFICIENCY							
6-Sep-2020							
	MARKETERS	OPENING	RECIPT	EVACUATION	DEAD STOCK	OPERATIONAL STOCK VALUE	DAYS SUFFICIENCY
D A P P M A M K T E R S L A G O S	A.A. RANO	7,000,733		3,327,000	765,000	2,910,843	0.05
	AIPEC	-			194,228	194,228	0.00
	AITEO DEPOT (PMS s HYDE ENERGY p	25,948,850			2,291,199	23,656,945	0.42
	ASCON DEPOT	5,147,442			-	5,147,442	0.09
	BONO ENERGY, IBAFON (FORMELY TO	9,545,504			-	9,545,504	0.17
	BOVAS DEPOT, LAGOS	12,654,803			70,000	12,584,803	0.22
	BOVAS BULK, IBAFON	2,184,800			-	2,184,800	0.04
	CHIPET DEPOT	24,359,597			400	24,359,197	0.43
	DEE JONES DEPOT	-			701,686	701,686	-0.01
	EMADEB ENERGY DEPOT	3,037,206			1,121,145	1,916,061	0.03
	ETERNA DEPOT	11,269,750			300,000	10,969,750	0.20
	FATGBEMS DEPOT	973,549			-	973,549	0.02
	FOLAWIYO	27,074,192			-	27,074,192	0.48
	GULF TREASURES	9,993,557			-	9,993,557	0.18
	HEYDEN	80,859			-	80,859	0.00
	HONEYWELL (TOTAL PLC product)	-			300,708	300,708	-0.01
	INTEGRATED OIL & GAS	14,402,568			1,300,000	13,102,568	0.23
	MENJ OIL DEPOT	248,118			1,800,000	1,551,882	-0.03
	MRS OIL AND GAS LTD.	44,752,539			1,909,276	42,843,263	0.77
	NIPCO DEPOT	15,940,837			2,400,000	13,535,453	0.24
	OBAT DEPOT, LAGOS	19,036,185			-	19,036,185	0.34
	OCEAN PRIDE DEPOT	3,232			-	3,232	0.00
	RAHAMANIYYA DEPOT	8,673			-	8,673	0.00
	RAIN OIL	11,971,336			600,000	11,371,336	0.20
	STALLIONAIRE	359,872			-	359,872	0.01
	STAR SYNERGY DEPOT	84,274			110,535	26,261	0.00
	SWIFT DEPOT	3,665,907			154,333	3,511,574	0.06
	TECHNO OIL DEPOT	8,969,272			-	8,969,272	0.16
	T-TIME	4,131,343		903,000	-	3,228,000	0.06
	WOSBAB	1,449,823			900,000	549,823	0.01
		264,294,821	-	4,230,000	14,918,510	245,141,988	4.38



PETROLEUM PRODUCTS PRICING REGULATORY AGENCY

DEPOT BY DEPOT [PMS] DAYS SUFFICIENCY							6-Sep-2020	
	MARKETERS	OPENING	RECIPT	EVACUATION	DEAD STOCK	OPERATIONAL STOCK VALUE	DAYS SUFFICIENCY	
D A P P M A M K T E R S P H / C A L A B A R / W A R R I	BLOKKS	9,864,847	-	-		9,864,847	0.18	
	FYNEFIELD DEPOT CALABAR	7,713,457	-	-		7,713,457	0.14	
	MAINLAND CALABAR	32,910,366	-	-		32,910,366	0.59	
	NORTHWEST CALABAR	4,999,526	-	-		4,999,526	0.09	
	ROSA MYSTICA CALABAR	1,012,483	-	-		1,012,483	0.02	
		56,500,679	-	-	-	56,500,679	1.01	
		MARKETERS	OPENING	RECIPT	EVACUATION	DEAD STOCK	OPERATIONAL STOCK VALUE	DAYS SUFFICIENCY
	AVIDOR PH	10,150,968	-	-			10,150,968	0.18
	EVER OIL PH	4,893,559	-	-			4,893,559	0.09
	SHORELINK PH	435,900	5,195,934	-	753,000	-	4,874,436	0.09
	STOCKGAP AKWETE	23,613,789	-	-			23,613,789	0.42
		39,094,216	5,195,934	-	753,000	-	43,532,752	0.78
		MARKETERS	OPENING	RECIPT	EVACUATION	DEAD STOCK	OPERATIONAL STOCK VALUE	DAYS SUFFICIENCY
	A & E PET WARRI	1,040,677	-	-			1,040,677	0.02
	AYM SHAFI (LANAKA)	18,934,089	-	-			18,934,089	0.34
	FRADRO OGHARA	36,084	-	-			36,084	0.00
	MATRIX ENERGY WARRI	32,362,470	-	-			32,362,470	0.58
	NEPAL OGHARA	58,007	-	-			58,007	0.00
	OPTIMA KOKO	150	-	-			150	0.00
	PINNACLE WARRI	14,090,706	-	-			14,090,706	0.25
PRUDENT OGHARA	9,548,654	19,735,523	-			28,476,877	0.51	
RAINOIL OGHARA	12,202,557	-	-			12,202,557	0.22	
SYNOD WARRI (KEONAMAX)	3,867,774	-	-			3,867,774	0.07	
	92,141,168	19,735,523	-	-	-	111,069,391	1.98	
Sub-Total		452,030,884	24,931,457	4,983,000	14,918,510	456,244,810	8.15	
GRAND TOTAL		1,066,291,038	47,303,811	5,249,998	118,737,284	961,946,927	17.18	